

UK HERITAGE RAILWAYS



2019



THE OFFICIAL GUIDE FOR GROUPS

HERITAGE
RAILWAY
ASSOCIATION

SCIENCE+
INDUSTRY
MUSEUM

25 SEPT 2018 –
AUGUST 2019

LIVERPOOL RD
MANCHESTER

FREE ENTRY

ROCKET RETURNS



**BACK IN MANCHESTER
AFTER 180 YEARS**



FOREWORD

A generation ago, heritage railways were destinations appealing only to dedicated enthusiasts. Now, as every successful group travel organiser and tour operator knows, they rate highly as enduringly popular destinations with exceptionally wide appeal.

For tour operators, one of heritage rail's first appeals is proximity. There are some 200 preserved railways, tramways, steam centres and related museums in the UK – a respectable alternative to, say, the National Trust's 300 historic buildings. Some heritage railways are located near or connected to the national rail network, making connecting travel by rail an alternative to road. Wherever the tour begins, there's a heritage rail destination within easy reach, by road or rail.

And every one of them is distinctively different.

In addition to locomotives, trains and buildings appealing to the nostalgia of an older generation and technical enthusiasts, you'll also find diversions and entertainments for young children and teenagers, educational activities for school groups, plus interactive visitor centres, shops and outdoor attractions. Catering ranges from tea-rooms and restaurants, to on-train cuisine in a traditional dining car. Themed days are often a feature of the calendar, whether celebrating great days in rail and history, bringing Thomas the Tank Engine and Hallowe'en to life, or simply re-living bygone days.

And the rail routes themselves can be spectacular. Heritage railways are great at introducing travellers to hidden Britain, winding through

moors, mountains, forests, open countryside and coastlines, where there are no roads and where the vistas are both stunning and unique to the rail passenger.

Many railways have routes joining towns and villages, allowing tour operators to drop-off at one location and pick-up elsewhere. Heritage railways also understand the benefits of group rates and reservations, meet-and-greet teams and tour guides. Most are flexible enough to schedule train departures and arrivals, to work with tour operators' needs and all will have disabled facilities.

Today's heritage rail operators understand the value of offering destinations attractive to visitors and groups of all ages with ranging interests. And, as increasing numbers of tour operators and travel organisers will tell you, they're destinations their visitors love to visit again and again.

I look forward to meeting you onboard soon!

Steve Oates

Chief Executive
Heritage Railway Association

Are you ready for your next adventure?



Great holiday ideas for Groups by Air, Coach or Rail



Little Trains of Wales

Snowdonian splendour on the Welsh Highland Railway, the Ffestiniog Railway and the mother of all heritage lines, the Talylyn.



Great Railway Journeys Revisited

Retracing some of the tracks from Portillo's "Dover to Porthcurno" series. And if you like episode 1, why not enjoy the whole box-set?!



The Devon Belle

An all-rail holiday from Paddington along the stunning Dawlish coastline to the Riviera, plus two great steam railways.

To discuss your next group holiday
please call Airedale Tours on 01924 276135 or email info@airedaletours.co.uk
www.airedaletours.co.uk



We are proud to support the Railway Children charity, which fights for vulnerable children who live alone and at risk on the streets, where they suffer abuse and exploitation. Railway Children provides protection and opportunity for children with nowhere else to go and nobody to turn to. Every day Railway Children fights to change their story. For more information visit www.railwaychildren.org.uk



1	Foreword: Steve Oates, HRA Chief Executive
4-5	Editorial: Rob Carroll, Airedale Tours
6-7	Editorial: Nick Ralls, Severn Valley Railway
8-9	Editorial: 'Minimum Size Marvels'
10-13	Find a Railway
14-96	Regional Appendix of Heritage Railways
97	Index of Advertisers & Other HRA Members



Published by Blueprint Travel Media Ltd
Suite 1, Sabrina House, Sabrina Court, Longden Coleham, Shrewsbury SY3 7BF
T: 01743 231135 | E: info@blueprintmedia.org.uk | W: www.blueprintmedia.org.uk

Design & Production:
Dan Steeden, Design, Marketing and Social Media Creative; Sarah Edwards, Associate Publisher.

THE HERITAGE RAILWAY ASSOCIATION GROUP TRAVEL GUIDE 2019 is distributed free of charge to a controlled circulation including members of the Association of Group Travel Organisers, the Coach Tourism Association and UKinbound.

Blueprint Travel Media Ltd. The opinions expressed by all editorial contributors within this publication are not necessarily those of the publisher. All care has been taken to ensure that the information contained within this guide is accurate at the time of going to press. The publisher cannot accept any liability for inaccuracies, omissions or amendments that arise after compilation. No part of this guide may be reproduced, stored or transmitted in any form whatsoever. Any infringement of the copyright will be vigorously pursued.



One Track Mind

Rob Carroll is a rail holiday expert, having spent the last 15 years designing escorted rail tours in the UK, Europe and beyond for Britain's biggest rail tour operators. Now Commercial Manager of award-winning Airedale Tours, if rail travel blows your whistle, Rob and Airedale can put you on the right track.

To some of us nothing can beat the drama and excitement of a steam locomotive, a living, breathing, smoking, spluttering mobile museum on rails. For most people a trip on a preserved railway, whether steam or otherwise, is a wonderfully nostalgic journey back to simpler times. I truly believe they offer something for everyone, whatever your age-group. Here at Airedale we've been organising tours to heritage railways since 1986 and I can trace my own first one back to 2002 whilst working for dear old Wallace Arnold.

After many happy years organising coach holidays, in 2005 I had a 'eureka moment' on

an educational visit to Switzerland by train, winding down from the mountains through the luscious vineyards towards Montreux on Lake Geneva. "What a way to travel!" I thought. Not surprisingly I spent the next decade and a half designing and organising rail holidays for groups.

Whether your group wishes to travel by train or you prefer the door-to-door convenience of a coach, we would highly recommend a day out visiting one or two of the wonderful organisations detailed in this guide. And we at Airedale would love to organise your trip for you, of course! We have great relationships with the individual railways, including those





dedicated volunteers who preserve for future generations such an important part of our history. This guide is a great testament to all involved and we are proud to help promote them.

We are also proud to support the Railway Children charity, which fights for vulnerable children who live alone and at risk on the streets, where they suffer abuse and exploitation. Railway Children provides

protection and opportunity for children with nowhere else to go and nobody to turn to. Every day Railway Children fights to change their story. For more information visit www.railwaychildren.org.uk.

Rob Carroll

Commercial Manager
Airedale Tours



Private Group Tours ~ Discover Heritage Railways in the UK and Worldwide

We arrange private tours for railway groups from the UK and Europe including:

- ❖ In-depth behind the scenes tours of the Ffestiniog & Welsh Highland Railways
- ❖ Rail & Cultural tours around England, Scotland, Ireland & Wales
- ❖ Comprehensive tours of the Isle of Man transport system
- ❖ Tailor Made Heritage Railway Tours within the UK, Europe and Worldwide
- ❖ Tram & Trolleybus Tours around Britain & Europe

Why take a Private Group Tour with Ffestiniog Travel? Because we are experts in:

- ❖ Dealing with tour groups of all sizes
- ❖ Arranging all travel and accommodation
- ❖ Creating interesting tours of railway and transport networks
- ❖ Organising charter trains and hands-on experiences
- ❖ Planning cultural sightseeing excursions within a tour itinerary
- ❖ Providing a tour leader if required
- ❖ Creating the tour content you want

For more information visit: www.ffestiniogtravel.com Call: 01766 512400 Email: info@ffestiniogtravel.co.uk

Award Winning Tour Operator

Ffestiniog Travel is owned by a charitable trust and profits go to support the world famous Ffestiniog and Welsh Highland Railways.





An Exhilarating Journey Back in Time...

Nick Ralls, general manager of the Severn Valley Railway, explains why Heritage Railways are great for groups ...

“The whistle, the heat, the rumble under your feet - nothing quite compares to experiencing a living, breathing steam locomotive in action.

So it's no surprise that the UK's heritage railways are rated amongst the most popular destinations for group visits every year - offering visitors the chance to leave the hustle and bustle of modern life behind and immerse themselves in the sights, sounds and smells of the golden age of steam.

Whether it's the pull of nostalgia or a new adventure for those meeting a locomotive up-close for the first time, heritage railways attract visitors of all ages, who receive a warm welcome from the thousands of dedicated volunteers who help keep them running on a daily basis.

Passing through some of the UK's most stunning scenery, Britain's heritage railway lines hug the

nation's craggy coastline, carve their way dramatically through mountains and meander through the beautiful, rolling countryside, providing unrivalled views that can't be seen by road and would otherwise be inaccessible to many.

Whether groups have a time slot for a short hop from station to station, a half-day to spend along the line, or are seeking a whole day out with return journey and organised time at visitor centres, each of these can be catered for. Bookings are usually managed by a dedicated groups team, who will tailor-make the day, offer group discounts, reserved parking and seating, on-site offers and more.

Like ours, most heritage railways have a wealth of facilities and are





able to accommodate less-able passengers. Toilets, shops, visitor centres packed with exciting exhibits and museums can be found along many lines, as well as a range of catering venues from period refreshment rooms to highly-regarded pubs, offering freshly-cooked food.

A packed calendar of themed events is commonly on offer, including Steam Galas,

1940s Weekends, music, food and drink events, and ever-popular Santa services for groups looking for an extra-special experience."

Nick Ralls

General Manager
Severn Valley Railway



CLEETHORPES

COAST

LIGHT RAILWAY

www.cclr.co.uk

Group Bookings Welcome!

For enquiries about your group booking call us on 01472 604657 or email info@cclr.co.uk





Minimum Size Marvels

Minimum gauge railways are some of the most dynamic and vibrant Heritage Railways in Britain. These historic, colourful 'miniature marvels' offer passengers a variety of views and experiences ...

Visit the surreal surroundings of Britain's only 'desert', spiral round the mystical Forest of Dean, touch Britain's Industrial Heritage in the hills of Yorkshire or take a stunning journey to the foot of England's highest mountains.

The Romney, Hythe and Dymchurch Railway (RHDR), Perrygrove Railway (PR), Kirklees Light Railway (KLR) and Ravenglass and Eskdale Railway (R&ER) all offer group visits. With excellent facilities, all four railways offer much more than just a train ride.

A visit to the RHDR can be combined with a day sampling some wonderful Kentish ales; on certain days, groups can get 'hands-on' at the PR by helping to run the Estate Railway;

the KLR offers behind-the-scenes tours covering the history of the railway; while the R&ER provides opportunities to experience the beautiful Lake District by both train and historic steamer on Ullswater.

But everyone knows that railways really run on tea and cake, so all four railways offer delicious catering options ranging from cream teas, cold buffets tailored to your needs or - in some cases - locally-sourced favourites such as fish and chips.

Whether you are looking for nostalgia or a fully interactive visit, these railways offer something for everyone. They may be small but you will definitely receive a big welcome!

The Romney Hythe & Dymchurch Railway is located on the Kent Coast close to the M20.

The Perrygrove Railway is located in the Forest of Dean close to Ross-on-Wye and Chepstow.

The Kirklees Light Railway is located in Yorkshire 45 minutes from York.

The Ravenglass & Eskdale Railway is located in the Western Lake District.





SWANAGE RAILWAY

GET STEAMED UP AT SWANAGE RAILWAY

- Special discounted rates for groups
- Convenient coach drop off adjacent to Swanage Station with parking close by
- Coach Parking at Norden ideal for visits to Purbeck Mineral and Mining Museum and Corfe Castle
- Helpful and friendly local staff to assist with planning your itinerary

Running steam every day April - September*
*except Diesel Gala 10 - 12 May 2019

Park at the **350 space** park & ride, letting the train take the strain out of travelling through the picturesque **Isle of Purbeck**

swanagerailway.co.uk
01929 425800 @swanrailway

Celebrating 100 years of the
LEIGHTON BUZZARD RAILWAY

Ride the great little train of Bedfordshire!

Vintage steam just
minutes from the M1

Full details at www.buzzrail.co.uk

*England's Friendly
little line*

Page's Park Station, Billington Road, Leighton Buzzard LU7 4TG





Find a Railway

East of England

- 14 Colne Valley Railway
- 14 East Anglian Railway Museum
- 15 Epping Ongar Railway
- 17 Mid Norfolk Railway
- 17 Mid Suffolk Railway
- 18 North Norfolk Railway (The Poppy Line)
- 18 Wells & Walsingham Light Railway
- 19 Whitwell & Reepham Railway

North West & Isle of Man

- 30 East Lancashire Railway
- 30 Eden Valley Railway
- 31 Great Laxey Mine Railway
- 32 Groudle Glen Railway
- 32 Isle of Man Steam Railway
- 34 Lakeside & Haverthwaite Railway
- 34 Manx Electric Railway
- 35 Ravenglass & Eskdale Steam Railway
- 36 Ribble Steam Railway
- 36 Snaefell Mountain Railway
- 37 South Tynedale Railway

The Midlands

- 20 Amerton Railway
- 20 Apedale Valley Light Railway
- 21 Cambrian Heritage Railway
- 21 Chasewater Railway
- 22 Cleethorpes Coast Light Railway
- 22 Crich Tramway Village
- 23 Ecclesbourne Valley Railway
- 25 Evesham Vale Light Railway
- 25 Foxfield Railway
- 26 Great Central Railway
- 26 Great Central Railway (Nottingham)
- 27 Lincolnshire Coast Light Railway
- 28 Midland Railway, Butterley
- 28 Nene Valley Railway
- 29 Peak Rail
- 29 Severn Valley Railway





South East

- 38 Amberley Industrial Museum
- 38 Bluebell Railway
- 39 Buckinghamshire Railway Centre
- 39 Chinnor & Princes Risborough Railway
- 40 Didcot Railway Centre
- 40 East Kent Railway
- 41 Exbury Gardens & Steam Railway
- 42 Hampton & Kempton Waterworks Railway
- 42 Hollycombe Steam Railway
- 43 Isle of Wight Steam Railway
- 44 Kent & East Sussex Railway
- 44 The Lavender Line
- 45 Leighton Buzzard Railway
- 46 The Mid Hants Railway - 'Watercress Line'
- 46 Romney, Hythe & Dymchurch Railway
- 47 Rother Valley Railway
- 47 Sittingbourne & Kemsley Light Railway
- 48 Spa Valley Railway
- 48 Swindon & Cricklade Railway
- 49 Thames Steam Packet Boat Company

South West

- 50 Avon Valley Railway
- 50 Babbacombe Cliff Railway
- 51 Bideford Railway Heritage Centre
- 51 Bodmin & Wenford Railway
- 52 Dartmoor Railway
- 52 Dartmouth Steam Railway & River Boat Company
- 53 Dean Forest Railway
- 54 Gloucestershire Warwickshire Railway
- 54 Helston Railway
- 55 Lappa Valley Steam Railway
- 56 Launceston Steam Railway
- 56 Lynton & Barnstaple Railway
- 57 Lynton & Lynmouth Cliff Railway
- 58 Seaton Tramway
- 58 South Devon Railway
- 59 STEAM - Museum of the Great Western Railway
- 60 Swanage Railway
- 60 West Somerset Railway
- 61 Yeovil Railway Centre





Yorkshire & North East

- 62 | Aln Valley Railway
- 62 | Beamish - The Living Museum of the North
- 63 | Bishop Auckland (National Rail)
- 63 | The Central Tramway Company, Scarborough Ltd
- 64 | Derwent Valley Light Railway
- 64 | Elsecar Heritage Railway
- 65 | Embsay & Bolton Abbey Steam Railway
- 66 | Head of Steam - Darlington Railway Museum
- 66 | Heatherslaw Light Railway
- 67 | Keighley & Worth Valley Railway
- 68 | Kirklees Light Railway
- 68 | 'Locomotion' - National Railway Museum at Shildon
- 69 | Middleton Railway
- 70 | Museum of Rail Travel - The Vintage Carriages Trust
- 70 | National Railway Museum
- 71 | North Yorkshire Moors Railway
- 72 | Stephenson Railway Museum
- 72 | Tanfield Railway
- 73 | Weardale Railway
- 74 | Wensleydale Railway
- 74 | Woodhorn NG Railway
- 75 | Yorkshire Wolds Railway

Wales

- 76 | Aberystwyth Cliff Railway
- 76 | Bala Lake Railway / Rheilffordd Lyn Tegid
- 78 | Brecon Mountain Railway
- 78 | Ffestiniog Railway
- 80 | The Great Orme Tramway
- 80 | Gwili Steam Railway
- 81 | Llanberis Lake Railway
- 82 | Llangollen Railway
- 82 | Pontypool & Blaenavon Railway
- 83 | Snowdon Mountain Railway
- 84 | Talyllyn Railway
- 84 | Vale of Rheidol Railway
- 86 | Welsh Highland Heritage Railway
- 86 | Welsh Highland Railway
- 87 | Welshpool & Llanfair Light Railway





Scotland

- 88 Almond Valley Light Railway
- 88 Bo'ness & Kinneil Railway
- 89 Glenfinnan Station Museum
- 89 Keith & Dufftown Railway
- 91 Leadhills & Wanlockhead Railway
- 91 Royal Deeside Railway
- 92 The Strathspey Railway
- 92 Summerlee Electric Tramway - Coatbridge
- 93 West Coast Railways - The Jacobite

Ireland

- 95 Donegal Railway Heritage Centre
- 95 Downpatrick & County Down Railway
- 96 Headhunters Barber Shop & Railway Museum
- 96 Railway Preservation Society of Ireland



Alight from replica station Exbury Central for a 1½ mile journey through our atmospheric woodland gardens. Marvel at our classic guard uniforms, use of flags, whistles and traditional calls, working turntable and railway shed that showcases historic train memorabilia.

Exclusive group offers


- Discounted entry
- Free coach parking
- Head Gardener tours
- Chartered trains and buggies



Wheelchair accessible train carriages available

023 8089 1203 | www.exbury.co.uk

New Forest, SO45 1AZ



PENSIONERS TREAT

AT KENT & EAST SUSSEX RAILWAY

ENJOY A PASTRY, CREAM TEA OR A PLOUGHMANS LUNCH DURING YOUR TRIP BACK TO THE GOLDEN AGE OF STEAM.

FREE COACH PARKING | **GREAT GROUP RATES!** | GIFT SHOP
FIND US JUST OFF THE A28, ON THE WAY TO HASTINGS

TENTERDEN TOWN STATION, STATION ROAD,
TENTERDEN, KENT TN30 6HE

WWW.KESR.ORG.UK | 01580 765155

19978



COLNE VALLEY RAILWAY

Yeldham Road, Castle Heddingham,
Halstead, Essex, CO9 3DZ

T: 01787 461174

E: info@colnevalleyrailway.co.uk

W: www.colnevalleyrailway.co.uk



Key Information

Period of Operation:.....	Apr - Oct
Adult Ticket Price:.....	£8
Senior/Junior Ticket Price:.....	£6 / £4
Group Discount Available:.....	Yes - £7
No. Required for Discount:.....	15
Pre-booking Essential:.....	Yes
Guided Tours:.....	Yes
On-site Museum:.....	Yes
Disabled Access:.....	Yes
Catering Available:.....	Yes
Alcohol Licence:.....	Yes
Coach Parking:.....	Yes
Length of Track:.....	1 Mile
Number of Stations:.....	1

Set in the countryside on the Essex/Suffolk border, this pretty line is situated on a one-mile stretch of the old Colne Valley & Halstead Railway with the station and other attractions being situated at the mid-way point.

Run entirely by volunteers, we have operational steam and diesel engines on certain days and a large collection of carriages and wagons including a Travelling Post Office.

Going down in size there is a miniature ride-on railway, a garden railway layout and a model shed containing a large '00' gauge layout.

One of the station buildings was originally sited 1.5 miles away and was moved and rebuilt brick by brick. You are welcome to visit a working signal box and look round the exhibition centre.

During May-September the woodland walk is open and the area attracts all sorts of wildlife. If you are lucky you may see kingfishers.

We also have a well-stocked shop and excellent buffet car which can provide you with home-cooked fare ranging from hot meals to cream teas.

What else is in the area?

Local visitor attractions include Heddingham Castle, Finchingfield and Clare.

EAST ANGLIAN RAILWAY MUSEUM

Chappel Station, Colchester, Essex, CO6 2DS

T: 01206 242524

E: information@earm.co.uk

W: www.earm.co.uk



Key Information

Period of Operation:.....	Jan - Dec
Adult Ticket Price:.....	£7
Senior/Junior Ticket Price:.....	£4
Group Discount Available:.....	10%
No. Required for Discount:.....	10
Pre-booking Essential:.....	-
Guided Tours:.....	Yes
On-site Museum:.....	Yes
Disabled Access:.....	Yes
Catering Available:.....	Yes
Alcohol Licence:.....	Yes
Coach Parking:.....	Yes
Length of Track:.....	0.5 Mile
Number of Stations:.....	1

Located on the Essex/Suffolk border, the East Anglian Railway Museum is a living heritage museum, based at Chappel railway station on the Gainsborough Line, adjacent to the famous Chappel Viaduct. Our original, restored station buildings tell the story of railways and the everyday lives of people in East Anglia from the 1840s through to the 21st century. We have a comprehensive collection of railway architecture and historic locomotives as well as many first-hand accounts of people who worked on the railways. The Waiting and Ladies Waiting Rooms, Station Master's Office and Clearing House have been recreated into atmospheric rooms and our corridor train carriages evoke fond memories of childhood train travel of years gone by. The working signal boxes provide hands-on, interactive experiences and other museum highlights include the Victorian Goods Shed and a Restoration Shed, where you can look behind the scenes at our locomotive restoration programme. As well as Thomas the Tank Engine and Friends visiting us again in 2019, we have a comprehensive programme of events including a Transport Extravaganza showcasing a range of classic vehicles, a Steamy Vintage Encounter, a Spring Steam Gala and other railway-themed events. For more details, see our website: www.earm.co.uk.

We are open seven days a week, 10:00 - 16:30, 363 days of the year, closed Christmas and Boxing Day.

What else is in the area?


Colchester Zoo, The Beth Chatto Gardens, Marks Hall Estate and Arboretum.





EPPING ONGAR RAILWAY

SPECIAL EVENTS THROUGHOUT THE YEAR



ENQUIRE ABOUT OUR FISH AND CHIP LUNCH SERVED ON BOARD

For enquiries about your group booking call us on **01277 365200** or send an email to **groupbookings@eorailway.co.uk**

www.eorailway.co.uk



Epping Ongar Railway



@eorailway

EPPING ONGAR RAILWAY

Epping Ongar Railway, Ongar Station, Station Approach, Ongar, Essex, CM5 9BN

T: 01277 365200

E: groupbookings@eorailway.co.uk

W: www.eorailway.co.uk



Key Information

Period of Operation:.....	Apr - Dec
Adult Ticket Price:.....	£14
Senior/Junior Ticket Price:.....	£13 / £7
Group Discount Available:.....	Yes
No. Required for Discount:.....	15
Pre-booking Essential:.....	-
Guided Tours:.....	Yes
On-site Museum:.....	-
Disabled Access:.....	Yes
Catering Available:.....	Yes
Alcohol Licence:.....	-
Coach Parking:.....	Yes
Length of Track:.....	6 Miles
Number of Stations:.....	2

Epping Ongar Railway is the award winning longest heritage railway in Essex and operates on the former end of the Underground Central Line, operating heritage trains between award winning old fashioned stations dating from 1865 with a journey into Epping Forest.

Your group can start their journey by stepping back in time, experiencing the romance of travel in days gone by; the sights and smells of an old country station, learning about the importance of the railway to local agriculture and industry while they explore.

As the train pulls in, the party can board their reserved seating within one of our heritage coaches, letting the train take the strain as they chuff through the unspoilt rolling Essex countryside and through this historic Epping Forest – unbelievably less than 20 miles from Central London! Wildlife and agriculture mix with experiencing the industry heritage of bygone days. Our line is quite steeply graded so there are plenty of opportunities to hear the locomotive working as you sit back, relax and watch the countryside.

New for 2019, groups can now enjoy a fish and chip meal on the train with our lunchtime Epping Fryer services which is in addition to the discounts available to groups of 15 people or more. With lots of trains operating throughout each of our running days, there are many options to suit all itineraries and visit times, from a short stop-off to a whole day adventure – Epping Ongar Railway can offer it all. We have a number of suggestions on itineraries to make your day and our specialist Group organiser would be happy to discuss these with you.





TAKELEY

CROSSING

BRITISH RAILWAYS

WITHAM

WITHAM

FRAGILE

MID-NORFOLK RAILWAY

The Station, Station Road, Dereham,
Norfolk, NR19 1DF

T: 01362 851723
E: groups@mnr.org.uk
W: www.mnr.org.uk



Key Information

Period of Operation:.....	Mar - Dec
Adult Ticket Price:.....	£15
Senior/Junior Ticket Price:.....	£12 / £3
Group Discount Available:.....	Yes
No. Required for Discount:.....	10
Pre-booking Essential:.....	Yes
Guided Tours:.....	Yes
On-site Museum:.....	Yes
Disabled Access:.....	Yes
Catering Available:.....	Yes
Alcohol Licence:.....	Yes
Coach Parking:.....	Yes
Length of Track:.....	11 Miles
Number of Stations:.....	5

The Mid-Norfolk Railway runs through eleven miles of attractive rural Norfolk, linking the ancient market towns of Wymondham and Dereham and now runs occasional trains north of Dereham to Hoe Crossing.

The MNR has a regular programme of Special Events from the end of February through to The Polar Express™ Train Ride in November and December, including Steam and Diesel Galas, our 1940s Weekend and our August Bank Holiday Beer Festival.

On Wednesdays and Thursdays and at the weekend in the summer, steam trains are in operation and on other operating days we frequently use a Heritage Diesel Multiple Unit from which the beautiful and varied rural countryside may be best appreciated.

On-train catering provides afternoon and cream teas and evening fish and trip trains are very popular. Jazz and Folk Trains provide musical entertainment and the railway hosts frequent visits from coach companies, individual organisations and birthday parties.

Dereham Station is now a licensed marriage and civil partnership venue and the Railway is available to be booked for weddings and/or receptions.

What else is in the area?

Gressenhall Farm and Workhouse

MID-SUFFOLK LIGHT RAILWAY MUSEUM

Brockford Station, Wetheringsett,
Stowmarket, Suffolk, IP14 5PW

T: 01449 766899
W: www.mslr.org.uk



Key Information

Period of Operation:.....	Apr - Sep
Adult Ticket Price:.....	£10
Senior/Junior Ticket Price:.....	£8 / £5
Group Discount Available:.....	Yes
No. Required for Discount:.....	10 - 54
Pre-booking Essential:.....	Yes
Guided Tours:.....	Yes
On-site Museum:.....	Yes
Disabled Access:.....	Yes
Catering Available:.....	Yes
Alcohol Licence:.....	Yes
Coach Parking:.....	No
Length of Track:.....	0.25 Miles
Number of Stations:.....	2

The Mid-Suffolk Light Railway, affectionately known as 'The Middy', was a classic case of a railway built too late for the great railway age. It never paid its way and was effectively broke before it opened but it managed to struggle on for 50 years. 'The Middy', Suffolk's only standard gauge railway museum, is probably busier now than it ever was.

Today's 'Middy' and its Museum is not just a treat for enthusiasts but a genuine look back at how a rural railway served its community up to 100 years ago. The railway offers steam train rides in genuine Great Eastern Railway 4-wheel coaches and at Brockford Station there are original buildings, passenger and goods vehicles, displays, artefacts and exhibitions showing the history of the line. The works for restoration and maintenance of vehicles and rebuilding of the MSLR's own locomotive is also at Brockford. On-site facilities include the MSLR Museum, café, shop, trackside walk and newly restored real ale bar coach, The Kitchener Arms.

At present there are three steam locomotives in residence, including ex-LNER Y7 no.985, once the Stratford Works pilot, ex Central Electricity Generating Board Bagnall saddle tank and the Cockerill Belgian tram engine. This locomotive is a vertical boilered well tank over 100 years old.

For all those who always wanted to be an engine driver, the Middy offers Driver Experience courses where, under the supervision of expert staff, you can learn all about firing and driving a steam engine and actually have a go. 'Cab rides for a tenner,' two return trips the length of the line, are also available on selected days.



NORTH NORFOLK RAILWAY (THE POPPY LINE)

Sheringham Station, Sheringham, Norfolk,
NR26 8RA

T: 01263 820800
E: enquiries@nnrailway.co.uk
W: www.nnrailway.co.uk



Key Information

Period of Operation:.....	Feb - Dec
Adult Ticket Price:.....	£13.50
Senior Ticket Price:.....	£12.50
Group Discount Available:.....	Yes
No. Required for Discount:.....	20
Pre-booking Essential:.....	Yes
Guided Tours:.....	Yes
On-site Museum:.....	Yes
Disabled Access:.....	Yes
Catering Available:.....	Yes
Alcohol Licence:.....	Yes
Coach Parking:.....	Yes
Length of Track:.....	5.25 Miles
Number of Stations:.....	4

The North Norfolk Railway provides Heritage Steam and Diesel services along the North Norfolk coast between Sheringham and Holt. The main station between these being Weybourne, where trains pass and access direct to Sheringham park is available. It is also the location of all the railway engineering services. There is an additional small station, Kelling Halt, which provides Kelling Heath caravan park with a station for its caravan visitors to access the Railway direct.

The Railway opens for February half term then weekends until the 1st of April where the full 50 minute frequency 7 days a week operates through to the end of October.

A number of special events take place through the main operating season. These include Galas both steam and diesel, Thomas, Dad's Army, Beer Festival, 40s event, vintage transport, Halloween and the Santas. Additionally there are the pre-bookable dining services, including specials through to Cromer, Murder Mysteries and fish and chip trains. During November services operate at weekends using heritage diesel stock.

The Railway also has an education block with dedicated staff who work with schools to provide relevant activities to support the curriculum such as Evacuee experiences and 50/60s style holiday scenarios.

The North Norfolk Railway also provides the Tourist Information Service for Sheringham which is situated in the new building completed in 2016 which also houses a dedicated Railway shop and new toilet facilities for the station and public use.

WELLS & WALSINGHAM LIGHT RAILWAY

Stiffkey Road, Wells-next-the-Sea, Norfolk,
NR23 1QB

T: 01328 711630
E: wellswalsinghamrailway@gmail.com
W: www.wwlr.co.uk



Key Information

Period of Operation:.....	Mar - Oct
Adult Ticket Price:.....	£9.50
Junior Ticket Price:.....	£7.50
Group Discount Available:.....	Yes
No. Required for Discount:.....	12
Pre-booking Essential:.....	Yes
Guided Tours:.....	Yes
On-site Museum:.....	-
Disabled Access:.....	Limited
Catering Available:.....	Yes
Alcohol Licence:.....	-
Coach Parking:.....	Yes
Length of Track:.....	4 Miles
Number of Stations:.....	2

The Wells and Walsingham Light Railway began operating in April 1982 and runs on the trackbed of the former Great Eastern Railway line from Wells to Fakenham. Almost every month of the year this 10¼" gauge railway runs steam and diesel-hauled services from the bustling coastal town of Wells-next-the-Sea to the beautiful village of Walsingham with its famous shrines and Abbey. The WWLR is the world's longest 10¼" gauge railway as well as Britain's smallest public railway.

Passengers enjoy a gentle 4 mile ride, taking in an abundance of flora and fauna, as well as views of the Iron Age fort at Warham and the big blue skies Norfolk is famed for. The railway owes its existence to the late Lt. Cmdr. Roy Francis who, after a heroic career in the Royal Navy, dedicated his time and his money into bringing the forgotten line back to life. Lt. Cmdr. Francis, along with a small group of supporters, set to work and prepared the redundant trackbed, laid rail (some of which originates from the narrow gauge railways of The Somme), cleared a cutting of three thousand tons of rubbish and obtained a Light Railway Order from the Department for Transport.

After three solid years the WWLR welcomed its first passengers. The line is notable for its 1-in-66 gradient at Barnard's Crossing near Walsingham and to negotiate the climb the railway introduced two unique and purpose-built Garratt locomotives; 'Norfolk Hero' and 'Norfolk Heroine' which are also accompanied by diesel engines 'Norfolk Harvester' and 'Weasel'. The WWLR runs additional themed events over the year, all of which are family-friendly. The Santa Specials especially are hugely popular. The Signal Box Cafe and Gift Shop are open daily during the running season.





Celebrating 50 years of Steam in 2019



Fantastic working railway museum with steam train rides on Sundays!

Full size steam locomotive offering train rides, as well as a miniature steam railway and model railway. Extensive museum with railway memorabilia. Stunning, indoor visitor centre with locomotives on display and cafe offering hot and cold food, drinks and snacks. All within our 25-acre site surrounded by beautiful Buckinghamshire countryside. We are open other days for special events, please call 01296 655720 to enquire.

Group booking incentives:
 Discount for groups 15+ and 25+
 Dedicated coach parking right by the site entrance
 Free entry, hot drink and lunch for the driver



For more information contact us:
 Email: marketing@bucksrailcentre.org
 Buckinghamshire Railway Centre, Station Road, Quainton, Nr Aylesbury HP22 4BY
 Tel: **01296 655720** www.bucksrailcentre.org



www.nvr.org.uk



Steam the Nene Valley between rural idyll and historic city

- ½ mile from A1
- 1 mile from A47 junction
- 8 miles north of Peterborough
- Group rates
- Drop-off area ... Ample parking
- Shop, Museum, Café

Combine with the Georgian beauty of Stamford, Burghley House or historic Oundle (8 miles away). Or Peterborough Cathedral and Queensgate Shopping experiences (8 miles away).

01780 784444

NENE VALLEY RAILWAY

Wansford Station, Old Great North Road, Stibbington, Peterborough PE8 6LR
 Charity 263617

THE WHITWELL & REEPHAM RAILWAY

Whitwell Road, Reepham, Norfolk, NR10 4GA

T: 01603 871694
 E: info@whitwellstation.com
 W: www.whitwellstation.com

Key Information

Period of Operation:.....	Jan - Dec
Adult Ticket Price:.....	£2
Junior Ticket Price:.....	£1
Group Discount Available:.....	Yes
No. Required for Discount:.....	-
Pre-booking Essential:.....	-
Guided Tours:.....	Yes
On-site Museum:.....	Yes
Disabled Access:.....	Yes
Catering Available:.....	Yes
Alcohol Licence:.....	Yes
Coach Parking:.....	-
Length of Track:.....	1 Mile
Number of Stations:.....	1



Whitwell and Reepham Station is in Whitwell, Norfolk, which is one mile west from the lovely Georgian Town of Reepham. We are a working Railway, running Steam and Diesel engines on our line. We are open every day and are in Steam on the first Sunday of each month.

At weekends when we are not in steam, diesel trains run on demand.

The whole site was derelict when it was purchased in 2009 with a vision to open the line back up and to restore the station house and buildings (including an award winning Signal Box) which has been rebuilt from drawings, all the major restoration has now been completed.

We have 3 steam engines, 5 diesel engines and 2 DMUs, we also have multiple carriages and wagons.

We also have a tea room, museum, library room, bar and function room which can seat 120.



AMERTON RAILWAY

Stowe-by-Chartley, Staffs ST18 0LA

T: 01889 271337

E: enquiries@amertonrailway.co.uk

W: www.amertonrailway.co.uk



Key Information

Period of Operation:.....	Mar - Oct
Adult Ticket Price:.....	£2.30
Junior Ticket Price:.....	£1.60
Group Discount Available:.....	Yes
No. Required for Discount:.....	15
Pre-booking Essential:.....	-
Guided Tours:.....	-
On-site Museum:.....	-
Disabled Access:.....	Yes
Catering Available:.....	Yes
Alcohol Licence:.....	-
Coach Parking:.....	Yes
Length of Track:.....	1 Mile
Number of Stations:.....	2

Amerton Railway was established in 1990 to re-create a 1920s 2 foot gauge railway experience through the Staffordshire countryside and provide a home for 'Isabel' an 1897 built W.G.Bagnall of Stafford 0-4-0 saddle tank.

Amerton specialises in collecting locomotives, coaches and freight stock built in Staffordshire and has a considerable collection that can be viewed on visits. We also have original railway buildings from the Leek & Manifold & Stafford to Uttoxeter lines.

Our Main Running Season starts on Saturday 6th April.

At Weekends:

Diesel trains on Saturdays

Steam trains on Sundays (Except Sunday 7th April – when we will have a Diesel service)

Trains run from 11:30am to 4:30pm

For the Easter Holidays:

Trains will run every day from 13th to 28th April

Four days of Steam Trains over Easter Weekend 19th to 22nd April

Weekend Trains, Easter Friday and Easter Monday 11:30am to 4:30pm

Weekday Trains 11:30am to 4:00pm

May Bank Holiday:

Three days of Steam Trains 4th to 6th May

What else is in the area?

The Railway is adjacent to Amerton Farm & Craft Centre, close to Shugborough Hall and the Chasewater and Foxfield Rail.

APEDALE VALLEY LIGHT RAILWAY

Apedale Community Country Park, Loomer Road, Chesterton, Newcastle-under-Lyme, Staffs, ST5 7LB

T: 08450 941953

E: info@mrt.org.uk

W: www.avlr.org.uk



Key Information

Period of Operation:.....	Apr - Oct
Adult Ticket Price:.....	£3
Junior Ticket Price:.....	£1.50
Group Discount Available:.....	Yes
No. Required for Discount:.....	10
Pre-booking Essential:.....	-
Guided Tours:.....	Yes
On-site Museum:.....	Yes
Disabled Access:.....	Yes
Catering Available:.....	Yes
Alcohol Licence:.....	-
Coach Parking:.....	Yes
Length of Track:.....	0.25 Miles
Number of Stations:.....	2

The Apedale Valley Light Railway is a narrow gauge railway of 2'0" gauge (standard gauge is 4'8½" between the rails). The railway is operated by the volunteers of the Moseley Railway Trust, using historic steam and diesel locomotives hauling coaches which would, at one time, have been used in a wide variety of industries, such as mines and quarries.

The round trip takes about fifteen minutes and runs beside the Apedale Community Country Park. In addition to the train ride, we are pleased to offer guided tours of the other attractions on the site. These include our engine sheds, which house one of the largest collections of narrow gauge railway equipment in the country and (amongst other things) a replica First World War trench. We can tailor visits to match specific requirements and interests and can be flexible to meet most needs.

Although the railway is normally open to the public only at weekends, mid-week party visits can be arranged with appropriate notice. Similarly, it is possible to reserve a complete train (or maybe just a coach) for pre-booked party visits. Intending visitors should note that our coaches are open and unheated – so please dress appropriately.

Our access policy can be found at www.avlr.org.uk. Please get in touch to discuss your specific group visit needs.

What else is in the area?

Foxfield Railway and the Churnet Valley Railway. The National Trust's Old Moreton Hall. The Apedale Heritage Centre - tours of a genuine coal mine.



CAMBRIAN HERITAGE RAILWAY

Cambrian Heritage Railway, Oswestry Station, Oswald Road, Oswestry, SY11 1RE

T: 01691 728131

E: philip.bradley@cambrianrailways.com

W: www.cambrianrailways.com



Key Information

Period of Operation:.....	Easter - Sep
Adult Ticket Price:.....	£5
Junior Ticket Price:.....	£3
Group Discount Available:.....	Yes
No. Required for Discount:.....	10
Pre-booking Essential:.....	-
Guided Tours:.....	Yes
On-site Museum:.....	Yes
Disabled Access:.....	-
Catering Available:.....	Yes
Alcohol Licence:.....	Yes
Coach Parking:.....	Yes
Length of Track:.....	9 Miles
Number of Stations:.....	3

Formed in 2009, with a membership now standing over 500, we are reinstating 9 miles of standard gauge track. This will link Gobowen Station, on the mainline between Chester and Shrewsbury, to Oswestry, the historic former headquarters of the Cambrian Railways Company with its 300 mile network, most of which was in Wales and at its height had a work force of over 1000 in the Oswestry Works department as recently as the 1960s.

In Oswestry you will find our base in the magnificent 1860s Station Building which houses Buffers Café. Steam and diesel trains currently run during the summer months as well as special events from what is thought to be the longest platform in the UK amongst preserved railways. During 2019/20 we will extend our running by a further mile to the south to reach our sheds at Weston Wharf which will show more of our industrial heritage, all conveniently sited next to the popular award-winning Stonehouse Brewery and Weston Fishing pools.

Also in Oswestry Station Yard is a signal box undergoing restoration plus our splendid Railway Museum open Tuesday to Friday 11.00 till 15.00 hrs Easter to October, during October half term and when trains are running.

Our second operating station is some three, as yet unconnected, miles to the south at the former Llyncllys Station South from where diesel trains have been running since 2005 over a one mile stretch to a halt at Pen-y-garreg Lane. Passengers alighting here have access on foot to the canal path of the Montgomery canal which is being put back into water. A branch line heading up the Tanat Valley will in time open up access by train to some of Shropshire's most valued wildlife sites around disused limestone quarries.

CHASEWATER RAILWAY

Brownhills West Station, Pool Lane, Burntwood, Staffs, WS8 7NL

T: 01543 452623

E: info@chasewaterrailway.co.uk

W: www.chasewaterrailway.co.uk



Key Information

Period of Operation:.....	Mar - Nov
Adult Ticket Price:.....	£6.50
Junior Ticket Price:.....	£4.50
Group Discount Available:.....	Yes
No. Required for Discount:.....	30
Pre-booking Essential:.....	Yes
Guided Tours:.....	Yes
On-site Museum:.....	Yes
Disabled Access:.....	Yes
Catering Available:.....	Yes
Alcohol Licence:.....	-
Coach Parking:.....	Yes
Length of Track:.....	2 Miles
Number of Stations:.....	4

Chasewater Railway operates heritage steam and diesel trains on Sundays and Bank Holiday Mondays March to November, most Saturdays from Easter to October and certain weekdays throughout the summer.

Our volunteers give up their valuable spare time to restore, maintain and develop the railway and associated infrastructure to help tell the story of the local area and its industrial heritage.

All of the money you choose to spend here is reinvested to support this work.

What else is in the area?

- Historic Lichfield City
- Lichfield Cathedral
- Cannock Chase AONB.



CLEETHORPES COAST LIGHT RAILWAY

Lakeside Station, Kings Road, Cleethorpes, DN35 0AG

T: 01472 604657
E: info@cclr.co.uk
W: www.cclr.co.uk



Key Information

Period of Operation:.....	Apr - Sep
Adult Ticket Price:.....	£5
Junior Ticket Price:.....	£4.50
Group Discount Available:.....	Yes
No. Required for Discount:.....	10
Pre-booking Essential:.....	-
Guided Tours:.....	-
On-site Museum:.....	-
Disabled Access:.....	Yes
Catering Available:.....	Yes
Alcohol Licence:.....	Yes
Coach Parking:.....	Yes
Length of Track:.....	2 Miles
Number of Stations:.....	3

Join us at the Number One Tourist Attraction in North East Lincolnshire as rated by visitors on Trip Advisor for five consecutive years running!

The award-winning Cleethorpes Coast Light Railway is one of Britain's oldest seaside miniature railways and has been delighting old and young alike for generations. Sit back and enjoy a four mile return journey along the picturesque Humberside Coast, behind one of our historic steam or diesel locomotives.

Small in size but not lacking in choice, relax with a refreshing pint at our award-winning pub The Signal Box Inn – The Smallest Pub On The Planet.

Why not visit our Platform One Café? Offering a delicious range of freshly prepared hot and cold food and refreshments. You can treat yourself to a quality souvenir at one of our well stocked gift shops.

We hold regular events throughout the year such as the annual Cleethorpes Folk and Cider Festival, Rail, Ale & Blues Festival, the ever popular Santa Specials and so much more!

Explore our website to find out what makes us the North East Lincolnshire attraction with a difference.

What else is in the area?

Visitor attractions include: The Boating Lake, The Jungle Zoo, The Beach, Cleethorpes Paddling Pool, Cleethorpes Leisure Centre & Sea View Street.

CRICH TRAMWAY VILLAGE

Cromford Road, Crich, Matlock, Derbyshire, DE4 5DP

T: 01773 854321
E: enquiry@tramway.co.uk
W: www.tramway.co.uk



Key Information

Period of Operation:.....	Mar - Nov
Adult Ticket Price:.....	£17.50
Junior Ticket Price:.....	£10.50
Group Discount Available:.....	Yes
No. Required for Discount:.....	10
Pre-booking Essential:.....	Yes
Guided Tours:.....	Yes
On-site Museum:.....	Yes
Disabled Access:.....	Yes
Catering Available:.....	Yes
Alcohol Licence:.....	Yes
Coach Parking:.....	Yes
Length of Track:.....	1 Mile
Number of Stations:.....	3

Crich Tramway Village, home of the National Tramway Museum, is situated in the heart of the Derbyshire countryside, providing a trip back to a bygone age. Vintage trams transport you along the traditional village street into open countryside with breathtaking views of the Derwent Valley.

Your admission includes unlimited electric tram rides, entry to exhibitions of the world-class tram collection, children's play areas and a Woodland Walk and Sculpture Trail. The Workshop Viewing Gallery enables visitors to watch our expert craftsmen maintaining and restoring vintage trams. The tram depots were refurbished in 2019, with better lighting, insulation and interpretation.

New for 2019 are two temporary exhibitions: 'Quinn' by photographer / artist Lottie Davies will run from 16th March – 9th June 2019 and 'The Mobile Post Box – Mail by Tram' will run from 21st June 2019 – November 2020.

The full events list for the season can be found on our website and includes the ever popular two World War II events, Beer and Bands, Beside the Seaside, Build in Bricks and our Starlight Spectacular. Dogs on a lead are welcome but cannot go into Rita's Tearooms or the indoor play area.

There's a Derbyshire Day Out Discount on offer for full price tickets if you wish to combine a visit to Crich Tramway Village and Cromford Mill, Strutts North Mill or Derby Museum. See website for details: www.tramway.co.uk.



SITUATED NEAR
MATLOCK AND ONLY
8 MILES FROM M1
JUNCTION 28

CRICH
TRAMWAY
VILLAGE

Delight your group with a tram ride through time

Crich Tramway Village is an ideal destination for all ages. Visitors can ride our **world renowned vintage trams** through our unique period street and out into the open countryside for spectacular views, explore fascinating exhibitions and watch as trams are restored from our workshop viewing gallery. This captivating journey into history is made complete with a stroll on our woodland walk and sculpture trail and a trip to our unique Red Lion pub, tearooms and shops.



- FREE parking, admission and meal for coach driver
- Special group and coach tour discounts
- Guided tours on request

Crich Tramway Village, Crich, Matlock, Derbyshire DE4 5DP
Tel: 01773 854 321
Email: enquiry@tramway.co.uk
www.tramway.co.uk



EVERY JOURNEY

ENDS WITH A MEMORY



- Heritage steam trains
- Exciting Engine House Visitor Centre
- Reserved seating for groups from 12 - 120
- Pre-booked catering facilities along the line
- Well-stocked gift shop

SVR.CO.UK or 01562 757900

Email: grouptravel@svrlive.com

Number One Comberton Place,
Kidderminster, DY10 1QR



KIDDERMINSTER · BEWDLEY · BRIDGNORTH

ECCLESBOURNE VALLEY RAILWAY

Wirksworth Station, Coldwell Street, Wirksworth

T: 01629 823076
E: ticketoffice@e-v-r.com
W: www.e-v-r.com

Key Information

Period of Operation:.....	Feb - Dec
Adult Ticket Price:.....	£14.50
Senior Ticket Price:.....	£13.50
Group Discount Available:.....	Yes
No. Required for Discount:.....	10
Pre-booking Essential:.....	-
Guided Tours:.....	Yes
On-site Museum:.....	Yes
Disabled Access:.....	Yes
Catering Available:.....	Yes
Alcohol Licence:.....	-
Coach Parking:.....	Yes
Length of Track:.....	9 Miles
Number of Stations:.....	4



The Ecclesbourne Valley Railway travels through 9 miles of beautiful unspoilt Derbyshire countryside between Duffield, just north of Derby, to Wirksworth in the Peak District. We have an exciting programme lined up for 2019 which includes two visiting steam locomotives to run alongside our award winning railcars and growing heritage diesel fleet.

With its buffet car, model and miniature railways as well as gift shops, museum and large car park, Wirksworth Station is the perfect destination.

The town is full of odd nooks and crannies and the ancient and fascinating church of St Mary nestles in its small cathedral-like precinct a short walk from the station. At the opposite end of the line, the pleasant village of Duffield also has a number of convenient pubs, cafés and shops and visitors wishing to occupy an hour or two can take a leisurely stroll to Eyes Meadow, at the confluence of the River Ecclesbourne and the River Derwent, to see the small nature reserve there.

The line also has stations at Idridgehay and Shottle (Cowers Lane) sporting many great walks or where local pubs and amenities can be enjoyed. The Ecclesbourne Valley Railway has a reputation for a friendly welcome to all and we very much hope you will enjoy your visit to us and to this lovely corner of Derbyshire.

What else is in the area?

Local visitor attractions include: National Stone Centre, Steeple Grange Light Railway, Wirksworth Heritage Centre, Stardisc, Northern Lights Cinema and High Peak Trail.





EVESHAM VALE LIGHT RAILWAY

The Valley, Evesham Country Park, Twyford, Evesham, Worcestershire, WR11 4DS

T: 01386 422282
W: www.evlr.co.uk



Key Information

Period of Operation:.....	Jan - Dec
Adult Ticket Price:.....	£2.70
Junior Ticket Price:.....	£2.20
Group Discount Available:.....	Yes
No. Required for Discount:.....	20
Pre-booking Essential:.....	-
Guided Tours:.....	-
On-site Museum:.....	-
Disabled Access:.....	Yes
Catering Available:.....	Yes
Alcohol Licence:.....	-
Coach Parking:.....	Yes
Length of Track:.....	1.25 Miles
Number of Stations:.....	2

We are a 15" gauge Railway.

Trains are normally steam hauled by one of our 3 locomotives.

The journey is 1 ¼ miles long around the Evesham Country Park and takes around 15 minutes, travelling past some of the best scenery the Vale of Evesham has to offer.

The train stops briefly at Evesham Vale Station where you can take a break from your journey to visit the picnic area, playfort & walks to the River Avon.

Trains run every 30 minutes from 10.30am until 4.30pm (4.00pm in winter).

On Bank holidays we run a two train service with trains departing every 20 minutes.

Treat your family and friends to a train ride on the EVLR.

Discounted ticket prices are available for advanced bookings of 20 or more people.

We will reserve seats on your chosen train!

The Railway can also provide either Steam or Diesel hauled trains on non operating days (minimum charges apply).

Why not hire our outdoor party area & log cabin for birthday parties! Available from January to November, contact us for availability before completing the online booking form.

See our website www.evlr.co.uk for more information.

FOXFIELD RAILWAY

Caverswall Road, Blythe Bridge, ST11 9BG

T: 01782 396210
E: enquiries@foxfieldrailway.co.uk
W: www.foxfieldrailway.co.uk



Key Information

Period of Operation:.....	Easter - Oct
Adult Ticket Price:.....	£8.50
Junior Ticket Price:.....	£3.50
Group Discount Available:.....	Yes
No. Required for Discount:.....	25-200
Pre-booking Essential:.....	See Web
Guided Tours:.....	See Web
On-site Museum:.....	Yes
Disabled Access:.....	Yes
Catering Available:.....	Yes
Alcohol Licence:.....	-
Coach Parking:.....	Yes
Length of Track:.....	-
Number of Stations:.....	2

The Foxfield Railway in Staffordshire (just one mile from the A50 between Stoke and Uttoxeter), offers attractive group rates for all parties on most days throughout the year; from a 45 minute return trip behind a steam engine to one of our highly recommended 'Cream Tea' trains we are happy to tailor your visit to suit your needs. Visit the Group Travel page on our website for more details of how we can help you.

The railway boldly crosses open moorland, hills and woodland as it climbs through the countryside to Dilhorne Park, a place so majestic the trappings of modern life are nowhere to be seen.

The beauty of woodlands full of bluebells throughout the Spring or the views over the Staffordshire Moorlands during the summer are truly spectacular.

Foxfield has some great facilities on offer including the café serving hot and cold food, real ale bar and shop which are all located at the headquarters at Caverswall Road.

The spacious car park can accommodate the biggest of coaches with full facilities being made available to drivers and tour guides during visits.

What else is in the area?

Staffordshire has many attractions within easy reach of Foxfield. Blackbrook Zoo, Gladstone Pottery Museum and many other tourist hotspots offer great group packages so why not combine your railway visit with one of these great places?



GREAT CENTRAL RAILWAY

Great Central Road, Loughborough, Leicestershire, LE11 1RW

T: 01509 632323
E: marketing@gcrailway.co.uk
W: www.gcrailway.co.uk



Key Information

Period of Operation:.....	Jan - Dec
Adult Ticket Price:.....	£18
Junior Ticket Price:.....	£9
Group Discount Available:.....	Yes
No. Required for Discount:.....	-
Pre-booking Essential:.....	-
Guided Tours:.....	-
On-site Museum:.....	Yes
Disabled Access:.....	Yes
Catering Available:.....	Yes
Alcohol Licence:.....	Yes
Coach Parking:.....	Yes
Length of Track:.....	8 Miles
Number of Stations:.....	4

Voted number 12 on the list of the 50 greatest railway journeys in the world, by the Independent newspaper, travelling on the Great Central Railway is your ticket to 'time travel' and an excellent way to explore the beautiful Charnwood countryside. Hop on and off at any of our four stations and step back in time to different periods of history. It's the only place in the world where full size steam engines can be seen passing each other – just as it was when steam ruled the rails.

Trains run every weekend of the year, bank holidays and selected week days through the summer. In addition, First Class Restaurant Car Services provide five course meals whilst travelling between Loughborough and Leicester. Childhood dreams can come true with a Drive a Locomotive Experience when you can take the regulator on a mighty steam locomotive or notch up on a powerful diesel. We also run many special events, including Steam Galas, Peppa Pig, Bonfire Night, 1940s Wartime Weekend and Santa Specials.

It is the only double-tracked main line heritage railway in the country and with the start of the Bridge to the Future underway will extend to some 18 miles from Leicester North to Ruddington.

What else is in the area?

Local visitor attractions include: The Bell Foundry, Abbey Pumping Station and The National Space Centre.

GREAT CENTRAL RAILWAY (NOTTINGHAM)

NG11 6JS

T: 01159 405705
E: info@gcrn.co.uk
W: www.gcrn.co.uk



Key Information

Period of Operation:.....	Feb - Dec
Adult Ticket Price:.....	£12
Junior Ticket Price:.....	£6
Group Discount Available:.....	Yes
No. Required for Discount:.....	10
Pre-booking Essential:.....	-
Guided Tours:.....	Yes
On-site Museum:.....	Yes
Disabled Access:.....	Yes
Catering Available:.....	Yes
Alcohol Licence:.....	Yes
Coach Parking:.....	Yes
Length of Track:.....	10 Miles
Number of Stations:.....	2

Formerly known as Nottingham Transport Heritage Centre, The Great Central Railway - Nottingham offers almost 10 miles of heritage railway running through the beautiful scenery of South Nottinghamshire and North-West Leicestershire.

Journeys begin at Ruddington, just south of Nottingham and continue through to East Leake and Loughborough. The GCRN's facilities at Ruddington include a Model Railway, Miniature Railways, a Heritage Transport Collection and railway workshop with full engineering facilities, as well as a children's play area, cafe and gift shop. There's plenty to see and do at the Ruddington base, so they aren't just a train ride - be sure to make time to see all their attractions and facilities.

Heritage Steam & Diesel services re-create the experience of train travel from when it was more than just a way to travel from one place to another.

Entirely staffed by volunteers, all income is used to preserve railway & transport heritage for future generations. The GCRN is a great experience for all the family. Come and enjoy a day with us!

Only an hour's journey by car from Sheffield, Doncaster, Uttoxeter, Tamworth and Leicester, and less from Derby, Newark, Grantham and Lincoln. From Nottingham (city centre) and the surrounding towns, journey times are typically 20-30 minutes. The main station and facilities at Ruddington Fields are easily reached from the A1 (via A46), A52, A60, or from the A453.



Main image by Frank Richards

www.e-v-r.com
01629 823076



The Milk and Honey Line

Step on to our steam and heritage diesel trains from yesteryear and travel through the beautiful rural countryside.

- ◆ Station Café at Wirksworth Station
- ◆ Museum coach, Miniature Railway, Gift Shops and more...

Wirksworth Station, Coldwell Street, Wirksworth, Derbyshire, DE4 4FB



Visit the
Apedale Valley Light Railway



Narrow Gauge Steam & Diesel trains in Staffordshire



www.avlr.org.uk

LINCOLNSHIRE COAST LIGHT RAILWAY

Skegness Water Leisure Park, Walls Lane, Ingoldmells, Skegness, PE25 1JF

E: lclrskegness@gmail.com
W: www.lclr.co.uk



Key Information

Period of Operation:.....	May - Sep
Adult Ticket Price:.....	£1
Senior Ticket Price:.....	£1
Group Discount Available:.....	-
No. Required for Discount:.....	-
Pre-booking Essential:.....	-
Guided Tours:.....	-
On-site Museum:.....	-
Disabled Access:.....	Yes
Catering Available:.....	-
Alcohol Licence:.....	-
Coach Parking:.....	Yes
Length of Track:.....	0.75 Miles
Number of Stations:.....	1

The Lincolnshire Coast Light Railway (LCLR) is a 60 cm narrow gauge heritage railway situated in Skegness on the beautiful Lincolnshire Coast. On our summer operating days (see website for dates) you can ride in one of our historic railway carriages, pulled by one of our historic diesel locomotives, or on certain days by our restored steam locomotive "Jurassic". The diesel locos are based on designs for WW1 trench railways, which later powered transport for agriculture and industry throughout Lincolnshire and the wider world. Our 0-6-0 Peckett steam locomotive "Jurassic" (built in 1903) returned to steam in Aug 2017, for the first time since 1986, and will be used on passenger trains on some dates which will be listed on our website. We also have a collection of historic WW1 trench railway vehicles at the railway, which saw service in France in the First World War, including class D bogie open wagons, class P 4 wheel wagons and our 1918 built bogie ambulance van. One of our class D wagons has been modified to be a fully accessible open carriage (wheelchair friendly). As one rides in this vehicle, sat on replica wooden ammunition crates it is possible to experience how our grandfathers and great grandfathers may have ridden to the battlefields of Northern France in WW1. It even has visible shrapnel scars! The accessible carriage is available on every operating day and the WW1 items of stock are demonstrated on gala days and can normally be viewed on operating days.

Whilst there are no catering facilities at the railway, we are situated on the Skegness Water Leisure Park where there is a coffee shop and meals & refreshments can be enjoyed in "The Barn Inn" on site.



MIDLAND RAILWAY, BUTTERLEY

Butterley Station, Ripley, Derbyshire,
DE5 3QZ

T: 01773 747674

E: midland.railway@btconnect.com

W: www.midlandrailway-butterley.co.uk



Key Information

Period of Operation:.....	Jan - Dec
Adult Ticket Price:.....	£11.50
Junior Ticket Price:.....	£5.75
Group Discount Available:.....	Yes
No. Required for Discount:.....	12
Pre-booking Essential:.....	Yes
Guided Tours:.....	Yes
On-site Museum:.....	Yes
Disabled Access:.....	Yes
Catering Available:.....	Yes
Alcohol Licence:.....	Yes
Coach Parking:.....	Yes
Length of Track:.....	3.5 Miles
Number of Stations:.....	4

The Midland Railway – Butterley offers a leisurely ride through the Derbyshire countryside with the opportunity to explore a large Museum Complex that includes Narrow gauge, miniature and model railways, a large railway museum, the West Shed Experience, demonstration signal box, Victorian Railwayman’s Church, road transport Display, Fork Truck Heritage Display, Static Power Display.

There are catering facilities at the Museum complex and at Butterley Station. At Swanwick Junction Station we have the Deeley Function Room available for groups for events or catering.

The railway operates a variety of power with steam, diesel and diesel multiple units all in use, a wide range of special events operate throughout the year appealing to all the family.

Full details of the Midland Railway – Butterley with up-to-date information can be found on our website.

What else is in the area?

We are close to the Peak District with the National Tramway Museum, Kedleston Hall, Chatsworth House, the Derwent Valley Heritage Corridor and many other attractions close by.

NENE VALLEY RAILWAY

Wansford Station, Old Great North Road,
Peterborough, PE8 6LR

T: 01780 784444

E: adminassistant@nvr.org.uk

W: www.nvr.org.uk



Key Information

Period of Operation:.....	Jan - Dec
Adult Ticket Price:.....	£16
Senior Ticket Price:.....	£13
Group Discount Available:.....	Yes
No. Required for Discount:.....	15
Pre-booking Essential:.....	Yes
Guided Tours:.....	-
On-site Museum:.....	Yes
Disabled Access:.....	Yes
Catering Available:.....	Yes
Alcohol Licence:.....	Yes
Coach Parking:.....	Yes
Length of Track:.....	7.5 Miles
Number of Stations:.....	5

Step back in time as you climb aboard a heritage steam or diesel train. Relax in our restored wooden panelled coaches or compartments and be taken back to the heyday of the golden age of steam.

Our line travels through our tunnel, built in 1845, to our country station at Yarwell on the Northamptonshire border. Use the train as a base to explore our stations at Wansford, Ferry Meadows with its country park, Orton Mere and its riverside walks and lakes and our station in Peterborough where you can take time to explore the Cathedral, resting place of Katherine of Aragon and former resting place of Mary, Queen of Scots, which dates back to 654 AD.

We are based near Peterborough, close to the boundaries of Leicestershire, Lincolnshire, Rutland and Cambridgeshire, the railway’s proximity to both the A1 and A47 means it is within easy reach of the Midlands and beyond. We run a regular steam train service and occasional diesel-hauled services.

What else is in the area?

There is always plenty to see and do in association with a visit to the NVR. Popular options include visits to nearby Rail-World and the Nene Park Trust which are situated along the line. Very often half day visits to Peterborough Cathedral and the nearby Queensgate shopping centre can be woven in with railway’s timetable.

Within ten minutes travel are the delights of Georgian Stamford and the picturesque Nene Valley.



PEAK RAIL

Matlock Station, Matlock, DE4 3NA

T: 01629 580381

E: peakrail@peakrail.co.uk

W: www.peakrail.co.uk



Key Information

Period of Operation:.....	Mar - Dec
Adult Ticket Price:.....	£9.50
Junior Ticket Price:.....	£4.50
Group Discount Available:.....	Yes
No. Required for Discount:.....	15
Pre-booking Essential:.....	Yes
Guided Tours:.....	-
On-site Museum:.....	Yes
Disabled Access:.....	Yes
Catering Available:.....	Yes
Alcohol Licence:.....	Yes
Coach Parking:.....	Yes
Length of Track:.....	4 Miles
Number of Stations:.....	3

Peak Rail would like to welcome visitors old and new during 2019 to experience the thrill of a bygone era whilst travelling on our heritage railway which operates throughout the year. The line, which has been re-instated mostly by volunteers, forms part of the old Midland Railway line between Manchester Central and London St Pancras which was closed in 1968. We currently operate for a distance of 4 miles between Rowsley South and Matlock Platform 2 Stations with both steam and diesel locomotives in operation.

All train services have an on-board buffet coach serving a selection of cold refreshments and snacks and a specially adapted coach for wheelchair users. Various special events are held throughout the year, perfect for the family or enthusiast to enjoy, or why not get your hands on the controls of a steam locomotive and participate in one of their hugely popular steam experience courses?

In addition to the normal timetabled train service, Peak Rail has a fine reputation for dining, with our highly-acclaimed Palatine Dining Restaurant train, where you can enjoy the luxury of Pullman Style dining as the train leisurely travels along the line. Peak Rail believes in the old fashioned values of quality and service and you are guaranteed to be pampered for the duration of your trip, whilst being served a sumptuous Sunday lunch, Cream or Afternoon Tea in our lovingly restored coaches seating a maximum of 79 people with fully licenced bar.

For further information and to request a copy of our Visitor Guide and Timetable, please telephone 01629 580381 or email peakrail@peakrail.co.uk. So why not visit us during 2019 and discover within the Derbyshire Dales the magical bygone era of the steam train.

SEVERN VALLEY RAILWAY

SVR, Comberton Hill, Kidderminster, Worcestershire, DY10 1QR

T: 01562 757900

E: contact@svrlive.com

W: www.svr.co.uk



Key Information

Period of Operation:.....	May - Oct
Adult Ticket Price:.....	£19.80
Junior Ticket Price:.....	£13
Group Discount Available:.....	Yes
No. Required for Discount:.....	12
Pre-booking Essential:.....	Yes
Guided Tours:.....	-
On-site Museum:.....	Yes
Disabled Access:.....	Yes
Catering Available:.....	Yes
Alcohol Licence:.....	Yes
Coach Parking:.....	Yes
Length of Track:.....	16 Miles
Number of Stations:.....	6 (2 halts)

With majestic locomotives, historic stations and stunning scenery, the Severn Valley Railway is one of the UK's most popular heritage railways.

More than 250,000 passengers each year board the SVR's lovingly-restored locomotives for exhilarating journeys along the 16-mile line, from the thriving hub of Kidderminster in Worcestershire to the ancient riverside town of Bridgnorth in Shropshire. Visitors can explore any of the six historic stations or delve into an array of railway memorabilia and artefacts at Kidderminster Railway Museum.

The fascinating Engine House Visitor Centre at Highley is a great place to break the journey, hosting the latest exhibitions and interactive exhibits as well as the SVR's reserve collection of full-size locomotives, travelling post office and King George VI Royal Carriage.

A wealth of freshly-prepared food (including the SVR's famous breakfast) is on offer at Kidderminster refreshment room and the brand new refreshment room at Bridgnorth (opening February half-term). Local real ales and great food are also served with a warm welcome at the much-loved, award-winning pubs The Railwayman's Arms and the King & Castle, while al fresco dining is available on the terrace at the Engine House Café as the trains steam by. Indulgent on-board dining experiences and afternoon teas are also available to book in advance.

The SVR's special events calendar is always a busy one, including Spring and Autumn Steam Galas, Diesel Festivals, Step Back to the 1940s Weekends, Classic Vehicle Day, Steam on the Road, Ghost Trains and the ever-popular Santa Steam Specials.



EAST LANCASHIRE RAILWAY

Bolton Street, Bury, Lancashire, BL9 0EY

T: 0333 320 2830 (Option 2 twice)

E: customer.services@eastlancsrailway.co.uk

W: www.eastlancsrailway.co.uk



Key Information

Period of Operation:.....	Jan - Dec
Adult Ticket Price:.....	£5.90
Junior Ticket Price:.....	£4.10
Group Discount Available:.....	Yes
No. Required for Discount:.....	20
Pre-booking Essential:.....	Yes
Guided Tours:.....	Yes
On-site Museum:.....	Yes
Disabled Access:.....	Yes
Catering Available:.....	Yes
Alcohol Licence:.....	Yes
Coach Parking:.....	Nearby
Length of Track:.....	12 Miles
Number of Stations:.....	7

Located in Bury, just 30 minutes from Manchester City Centre, is the award-winning East Lancashire Railway, a heritage railway that runs steam and diesel train services through the beautiful Pennine Lancashire scenery.

Originally opened in 1846 as a way of transporting goods and workers to Manchester from Lancashire towns and villages during the Industrial Revolution, the East Lancashire Railway is now one of the North West's premier tourist attractions and spans a 12-mile route through lush countryside and quaint villages with seven station stops waiting to be explored. From Heywood visit the Rochdale Pioneer Museum, the birthplace of the modern co-operative museum, grab a bargain at Bury's famous market or take a stroll through beautiful Burrs Country Park. Continue your journey through the pretty village of Summerseat to Ramsbottom, a thriving town with an array of independent shops, before chugging through the most scenic part of our line en route to our terminus at Rawtenstall.

There are plenty of things to see and do and our stations are well equipped for group visits with cafés, pubs, gift shops and a dedicated Transport Museum, housing vintage vehicles, transport memorabilia and interactive exhibits. Guided tours and talks are also available.

The railway also has some fantastic events throughout the year from guided Rail Ale Trail tours of some of the excellent local drinking spots to the nostalgia of their award-winning 1940s weekend. Group dining options can also be included as part of your visit, from light bites in The Buffet to a taste of Lancashire at The Trackside. Indulge in a little luxury with one of our steam train hauled dining experiences where your group can enjoy Afternoon Tea or a great value Mid-Week Luncheon in an Orient Express style carriage.

EDEN VALLEY RAILWAY

Warcop Station, Appleby in Westmorland, Cumbria, CA16 6PR

T: 01768 342309

E: enquiries@evr-cumbria.org.uk

W: www.evr-cumbria.org.uk



Key Information

Period of Operation:.....	Apr- Oct
Adult Ticket Price:.....	£5
Junior Ticket Price:.....	£3
Group Discount Available:.....	Yes
No. Required for Discount:.....	10
Pre-booking Essential:.....	Yes
Guided Tours:.....	Yes
On-site Museum:.....	-
Disabled Access:.....	Yes
Catering Available:.....	Yes
Alcohol Licence:.....	-
Coach Parking:.....	Yes
Length of Track:.....	2.5 Miles
Number of Stations:.....	1

The Eden Valley Railway was opened to freight traffic on 8th April 1862 and passenger traffic on 7th June 1862. The Stockton & Darlington Railway took on the running of the line from the outset, services running from Kirkby Stephen to a south facing junction at Clifton on the Lancaster and Carlisle Railway. This inconvenient arrangement came about due to the L & C Railway fearing the Eden Valley Railway could become part of a rival through route to Scotland. This arrangement was soon revised and a more direct route to Penrith was built, the through service to Penrith starting on 1st August 1863, by which time the line had become part of the North Eastern Railway.

Initially the passenger service was two trains per day: this eventually became five per day, a pattern which continued with only minor changes throughout the NER period.

The Eden Valley Railway Society, later the Eden Valley Railway Trust, was formed in 1995 to preserve the Warcop to Appleby section of the old line and if possible to extend to Kirkby Stephen once the initial section was in operation.

In 1995 the British Rail Board was contacted with a view to purchasing the line. Talks continued until 1998 when the Trust was informed that the line had been sold to Railway Paths Ltd. The Eden Valley Railway Trust and Railway Paths Ltd reached an agreement to share the line and in 1999 permission was given to start work on the line. Working from Warcop towards Appleby ten years of vegetation was cleared from the trackbed. The Trust was also given the option to purchase the first two miles of the line from Warcop, an option which has been taken up.





• ISLE OF MAN RAILWAYS •

Step back in time for a series of unforgettable journeys...

Explore the history and beauty of the Isle of Man by Victorian Steam Train, Electric Railways and the Douglas Bay Horse Tramway.

Sit back, relax and enjoy a journey through the beautiful and ever changing Manx countryside thanks to Victorian engineering that has well and truly stood the test of time.

2019 Season

Isle of Man Steam Railway
Friday 8 March to
Sunday 3 November 2019

Snaefell Mountain Railway
Tuesday 26 March to
Sunday 3 November 2019

Manx Electric Railway
Friday 15 March to
Sunday 3 November 2019

Douglas Bay Horse Tramway
Tuesday 9th April to
Sunday 3 November 2019



FOR SPECIAL EVENTS, NEWS AND INFORMATION, CALL 01624 662525

www.rail.im

/IoMTransport

@iombusandrail

GREAT LAXEY MINE RAILWAY

Laxey & Lonan Heritage Trust Info Centre,
Mines Road, Laxey, Isle of Man, IM4 7NH

T: 07624 462622
E: minerailway@manx.net
W: www.laxeyminesrailway.com

Key Information

Period of Operation:.....	Mar - Sep
Adult Ticket Price:.....	£2
Junior Ticket Price:.....	£2
Group Discount Available:.....	Yes
No. Required for Discount:.....	20
Pre-booking Essential:.....	-
Guided Tours:.....	Yes
On-site Museum:.....	-
Disabled Access:.....	-
Catering Available:.....	-
Alcohol Licence:.....	Yes
Coach Parking:.....	-
Length of Track:.....	0.25 Miles
Number of Stations:.....	1



Located in the village of Laxey, on the eastern coast of the Isle of Man, the restored railway runs along the surface section of the tramway which once carried lead and zinc ores from deep inside the Great Laxey Mine.

The railway's terminus is located at the Valley Gardens which was once the site of the Great Laxey Mine's Washing Floors. Passengers travel in a tiny carriage, hauled by a replica of one of the original steam engines, through the Island's only railway tunnel and along the line which once carried wagons loaded with the metal ores.

At the Mines Yard terminus of the railway, a series of information boards explain the surviving mining features. The Laxey Wheel, the Lady Isabella, is just a short walk away from the terminus. Built in 1854 to pump floodwater from the mine, it is the largest working waterwheel in the world and is the Island's most visited tourist attraction. In 2006, the former Snaefell Mine waterwheel was restored to working order on the Valley Gardens. No other railway can boast of a waterwheel at each end!

Take a few minutes to look at the various pages of the website (www.laxeyminerailway.im) which explain the history of the Great Laxey Mine, the mine railway, how it was restored, its rolling stock and operating days and more. The Links tab also offers you a path to our Facebook page with photographs of work and events being carried out by the volunteers.

The railway is owned by the Laxey and Lonan Heritage Trust, a registered Manx Charity, which was formed in 1997 to promote the rich industrial and natural histories of Laxey Village and Lonan Parish. The railway is operated and maintained entirely by volunteers from the Laxey and Lonan Heritage Trust.



GROUDLE GLEN RAILWAY

26 Cronkbourne Road, Douglas, Isle of Man, IM2 3LB

T: 01624 670453

E: ggr@ggr.org.uk

W: www.ggr.org.uk



Key Information

Period of Operation:.....	May - Sep
Adult Ticket Price:.....	£4.50
Junior Ticket Price:.....	£2
Group Discount Available:.....	Yes
No. Required for Discount:.....	10
Pre-booking Essential:.....	Yes
Guided Tours:.....	Yes
On-site Museum:.....	Yes
Disabled Access:.....	Yes
Catering Available:.....	Yes
Alcohol Licence:.....	-
Coach Parking:.....	-
Length of Track:.....	0.75 Miles
Number of Stations:.....	2 (1 halt)

'The line that goes uphill to the sea.' The Groudle Glen Railway is an Isle of Man registered charity which is owned and operated entirely by volunteers. It is a true narrow gauge railway, originally built in 1896, to cater for a holiday population whose ideals were short walks and the taking of bracing sea airs.

The line runs through a secluded glen on the Isle of Man out to the cliff tops where in Victorian times there was a zoo containing sea lions and polar bears. The line was built to serve this zoo and two steam locomotives Sea Lion (1896) and Polar Bear (1905) were ordered from Bagnalls in Stafford to run the line. The line continued to operate in various guises until 1962, at which point the buildings were run down, the track in a poor state and only one steam engine was serviceable, so it fell into disrepair.

The first section of the line was reopened for public passenger trains in 1986, following a rebuilding project by BNFL at Sellafield, Sea Lion of 1896 returned to service in 1987. Train services were extended to the original terminus at Sea Lion Rocks in 1992. Trains now run from Lhen Coan to the rebuilt station building at Sea Lion Rocks, where light refreshments are available.

Steam locomotives Sea Lion and Annie, diesel locomotives Dolphin and Walrus and battery operated Polar Bear are operational, with a project currently underway to build a new steam locomotive, Brown Bear (a replica of the 1905 Polar Bear).

There are special events such as the Santa Specials, Mince Pie Trains, Cliff Top Concerts and the Easter Bunny Trains, along with the chance to join the Friends of Groudle Glen Railway organisation.

ISLE OF MAN STEAM RAILWAY

Banks Circus, Douglas, Isle of Man, IM1 5PT

T: 01624 662525

E: heritagerrailways@gov.im

W: www.rail.im



Key Information

Period of Operation:.....	Mar - Nov
Adult Ticket Price:.....	See Web
Junior Ticket Price:.....	See Web
Group Discount Available:.....	Yes
No. Required for Discount:.....	20
Pre-booking Essential:.....	-
Guided Tours:.....	Yes
On-site Museum:.....	Yes
Disabled Access:.....	Yes
Catering Available:.....	Yes
Alcohol Licence:.....	Yes
Coach Parking:.....	Yes
Length of Track:.....	15.5 Miles
Number of Stations:.....	11

Dating from 1874, the Isle of Man Steam Railway is the Island's oldest Victorian rail system, still running with its original locomotives and carriages to a choice of destinations in the south of the Island, such as the impressive Castle Rushen, the picturesque Port Erin beach and the beautiful Silverdale Glen.

For some of the finest views of the east coast take a trip on the Manx Electric Railway, first opened in 1893. Laxey is the starting point of the Snaefell Mountain Railway, a unique Victorian enterprise which winds its way up above 2,000 feet to the top of Snaefell, the only place one can see the Seven Kingdoms: The kingdoms of Scotland, England, Wales, Ireland, Mann, Heaven and Neptune.

For visitors, there are many money saving, multi-journey ticket options and group discounts are available.

Special events and driving experiences are put on throughout the year; enthusiasts will enjoy Rush Hour on the Railways and the Manx Heritage Transport Festival.

Other events such as WWII Weekends and Dining Car specials are put on throughout the year so don't miss out and follow Isle of Man Railway on Facebook.

Travel cards are available now from the Welcome Centre, offering unlimited or discounted travel.

Check online at www.rail.im for various options and prices to suit you.



EXPLORE

an award winning heritage visitor attraction in the
LAKE DISTRICT



Reader Offer
Quote
HRAGUIDE19*



Located within two World Heritage Sites, The Lake District National Park and Hadrian's Wall. Enjoy a heritage railway adventure on-board one of the oldest and longest narrow gauge railways in the World from the coast to England's highest mountains.



01229 717171 ravenglass-railway.co.uk

*Book tickets online, enter the code and download a gift voucher.

Great Laxey Mine Railway



Located in the village of Laxey, on the eastern coast of the Isle of Man, the restored railway runs along the surface section of the tramway which once carried lead and zinc ores from deep inside the Great Laxey Mine.

The railway's terminus is located at the Valley Gardens which was once the site of the Great Laxey Mine's Washing Floors. Passengers travel in a tiny carriage, hauled by a replica of one of the original steam engines, through the Island's only railway tunnel and along the line which once carried wagons loaded with the metal ores.

At the Mines Yard terminus of the railway, a series of information boards explain the surviving mining features. The Laxey Wheel, the Lady Isabella, is just a short walk away from the terminus. Built in 1854 to pump floodwater from the mine, it is the largest working waterwheel in the world and is the Island's most visited tourist attraction. In 2006, the former Snaefell Mine waterwheel was restored to working order on the Valley Gardens. No other railway can boast of a waterwheel at each end!

Please take a few minutes to look at the various pages of the website (www.laxeyminerailway.im) which explain the history of the Great Laxey Mine, the mine railway, how it was restored, its rolling stock and operating days and much more. The Links tab also offers you a path to our Facebook page with current photographs of work and events being carried out by the volunteers.

The Great Laxey Mine Railway is owned by the Laxey and Lonan Heritage Trust, a registered Manx Charity, which was formed in 1997 to promote the rich industrial and natural histories of Laxey Village and Lonan Parish. The railway is operated and maintained entirely by volunteers from the Laxey and Lonan Heritage Trust.



LAKESIDE & HAVERTHWAITE RAILWAY CO LTD

Haverthwaite Station, Nr Ulverston, Cumbria, LA12 8AL

T: 01539 531594

E: info@lakesiderailway.co.uk

W: www.lakesiderailway.co.uk



Key Information

Period of Operation:.....	Apr - Oct
Adult Ticket Price:.....	£7.10
Junior Ticket Price:.....	£3.55
Group Discount Available:.....	Yes
No. Required for Discount:.....	-
Pre-booking Essential:.....	Yes
Guided Tours:.....	Yes
On-site Museum:.....	Yes
Disabled Access:.....	Yes
Catering Available:.....	Yes
Alcohol Licence:.....	Yes
Coach Parking:.....	Yes
Length of Track:.....	3.5 Miles
Number of Stations:.....	2

The Lakeside & Haverthwaite Railway Co Ltd, a traditional steam train, taking passengers on a unique journey to the tip of Lake Windermere. The perfect addition to your Lake District adventure. Established in 1973, The Lakeside & Haverthwaite Railway is a family run business in the heart of the Lake District.

The track which passengers travel upon today was a former Furness Railway branch line, initially used to transport coal and iron ore, bobbins, dye, gunpowder and much more, in and out of the Leven Valley, as well as a booming trade in tourist traffic to visit Windermere by Lake Steamer. The industry and tourist visitors declined and by the late 1960s the railway was shut. The Lakeside & Haverthwaite Railway Co Ltd was formed to re-open the line and with the help of many volunteers it succeeded - the line re-opened to tourists in May 1973.

Today the company are very proud of their lovingly restored and maintained fleet of steam locomotives, which are available to view in the engine shed. Haverthwaite railway is home to a magnificently renovated and working Fairburn Class 4 MT tank engine along with another under restoration - the only remaining locos of this type to survive.

Different engines are used throughout the season to haul passengers through the tranquil scenery of the Leven Valley. The train heaves its passengers up the steeply graded line, leisurely transporting guests to Lakeside Station, where connections are available with Windermere Lake Cruises. Lakeside railway station neighbours the Lakeside pier making it an easy transition from the steam trains to the steam boats.

MANX ELECTRIC RAILWAY

Manx Electric Railway, Banks Circus, Douglas, Isle of Man, IM1 5PT

T: 01624 662525

E: heritagerrailways@gov.im

W: www.rail.im



Key Information

Period of Operation:.....	Mar - Nov
Adult Ticket Price:.....	See Web
Junior Ticket Price:.....	See Web
Group Discount Available:.....	Yes
No. Required for Discount:.....	20
Pre-booking Essential:.....	-
Guided Tours:.....	Yes
On-site Museum:.....	Yes
Disabled Access:.....	Yes
Catering Available:.....	Yes
Alcohol Licence:.....	-
Coach Parking:.....	Yes
Length of Track:.....	17.5 Miles
Number of Stations:.....	70

If you want to explore the north of the Island, do so in Victorian style by taking a charming electric tram-car. The 17.5 mile route from Douglas to Ramsey hugs the Island's east coast, passing through gorse-topped hills, glorious Victorian glens and spectacular coastal scenery. The Manx Electric Railway has been in operation since 1893. Indeed, trams number 1 and 2 hold a place in the Guinness Book of World Records as the oldest operating electric cars.

As well as offering some very pleasant walks, Groudle Glen - just a short hop north - is home to the lovingly restored Groudle Glen Railway which runs through the glen and out to the coast. Alight at Laxey for the 'Mines Trail' which includes the Great Laxey Wheel and the fascinating Great Laxey Mine Railway. Laxey Station is also the starting point for the unique Snaefell Mountain Railway. North of Laxey, the tram stops at Dhoon Glen, Glen Mona, Ballaglass and Cornaa; all are ideal for exploring the footpaths, glens and peaceful beaches along the coast. Further on, Ballajora, Dreemskerry, Lewaigue and Belle Vue provide the most convenient stops for exploring Maughold Church, the rugged coastline around Maughold Head and the quiet beaches at Port Moaar and Port Lewaigue. At the north end of the line is Ramsey with its impressive boating lake at Mooragh Park.

Group bookings are available and there is always an opportunity to hire a tram and almost any package can be tailored to fit in with your requirements. For special interest groups there is also the opportunity to drive one of the historic trams; an ultimate driving experience!



EAST LANCASHIRE RAILWAY

Group Visits

The North West's Premier Heritage Railway

Lancashire Tourism Awards 2018 WINNER
Large Visitor Attraction Award

Located in Bury, just **30 minutes** from Manchester City Centre

Heritage **steam and diesel** train rides

Special **discounts** for groups!

From award-winning events to **luxury dining** experiences

www.eastlancsrailway.org.uk | 0333 320 2830

SOUTH TYNEDALE RAILWAY

the friendly railway

Come for a ride on England's highest narrow gauge railway running for 5 miles through the stunning North Pennines Area of Outstanding Natural Beauty. Visit our restored stations, Discovery Centre, Engineering Workshop Viewing Gallery and Crossing Cafe.

Free Parking

For timetables and news of special events visit www.south-tynedale-railway.org.uk

LOTTERY FUNDED

RAVENGLASS & ESKDALE STEAM RAILWAY

Ravenglass Station, Cumbria, CA18 1SW

T: 01229 717171
E: steam@ravenglass-railway.co.uk
W: www.ravenglass-railway.co.uk



Key Information

Period of Operation:.....	Mar - Dec
Adult Ticket Price:.....	From £8
Junior Ticket Price:.....	From £8
Group Discount Available:.....	Yes
No. Required for Discount:.....	10
Pre-booking Essential:.....	-
Guided Tours:.....	Yes
On-site Museum:.....	Yes
Disabled Access:.....	Yes
Catering Available:.....	Yes
Alcohol Licence:.....	Yes
Coach Parking:.....	Yes
Length of Track:.....	7 Miles
Number of Stations:.....	9

Since 1875, the Railway has connected the mines of the Eskdale valley with the former strategic Roman port of Ravenglass. Originally built to a 3ft gauge, it was re-gauged in 1915 by famous model maker, Bassett-Lowke. La'al Ratty, its local nickname, means 'little railway' in old Cumbrian dialect.

Today, the Railway is an award-winning heritage visitor attraction and Lake District icon, living up to its 'must do' reputation for all ages. The seven-mile, 40-minute journey from coast to mountain traverses the nature reserves of the Ravenglass estuary before ascending through ancient woodlands towards the foot of England's highest mountains, the Scafell range. On the journey choose from our open, half-open or closed carriages to travel in comfort with five steam and two diesel engines in regular service. A great all weather day out for all ages.

Excellent facilities at both ends of the line including station cafés, free Wi-Fi, souvenir shops, play areas and The Ravenglass Railway Museum. We have a variety of tour itinerary options including our NEW Festive Tours with Muncaster Castle for groups.

What else is in the area?

Local visitor attractions include: Muncaster Castle, The Rum Story, West Lakes Adventure, Cumbria Heavy Horses, The Coast Aquarium, Senhouse Roman Museum and Lakes Distillery.



RIBBLE STEAM RAILWAY

Chain Caul Road, PR2 2PD

T: 01772 728800

E: enquiries@ribblesteam.org.uk

W: www.ribblesteam.org.uk



Key Information

Period of Operation:.....	Mar - Oct
Adult Ticket Price:.....	£7
Junior Ticket Price:.....	£4.50
Group Discount Available:.....	-
No. Required for Discount:.....	-
Pre-booking Essential:.....	-
Guided Tours:.....	-
On-site Museum:.....	Yes
Disabled Access:.....	Yes
Catering Available:.....	Yes
Alcohol Licence:.....	-
Coach Parking:.....	Yes
Length of Track:.....	1.5 Miles
Number of Stations:.....	1

Tucked away in the heart of Preston's old industrial docklands, the three-mile return journey along our line includes a short section of street running across the Navigation Way swing bridge (a unique feature of our line), before the journey continues along the bank of the River Ribble, giving unique and interesting views of the city of Preston.

Ticket prices include access to our museum building, which houses one of the largest collections of industrial locomotives in the UK, as well as our workshop building where you can see our team of volunteers undertaking restorations on a variety of motive power and rolling stock and unlimited train rides.

What else is in the area?

As we are located in the heart of Preston, a wide variety of local attractions are within easy reach.

Some highlights include:

- The Beacon Fell Country Park
- Brockholes Nature Reserve
- The Harris Museum and Art Gallery.

For details of 2019's special events, please visit: www.ribblesteam.org.uk/special-events/

SNAEFELL MOUNTAIN RAILWAY

Banks Circus, Douglas, Isle of Man, IM1 5PT

T: 01624 662525

E: heritagerailways@gov.im

W: www.rail.im



Key Information

Period of Operation:.....	Mar - Nov
Adult Ticket Price:.....	See Web
Junior Ticket Price:.....	See Web
Group Discount Available:.....	Yes
No. Required for Discount:.....	20
Pre-booking Essential:.....	-
Guided Tours:.....	-
On-site Museum:.....	-
Disabled Access:.....	-
Catering Available:.....	Yes
Alcohol Licence:.....	-
Coach Parking:.....	Yes
Length of Track:.....	4.75 Miles
Number of Stations:.....	3

Dating from 1895, Laxey is the starting point for the Snaefell Mountain Railway, a unique Victorian enterprise which winds its way up above 2,000 feet to the top of Snaefell, the Island's only mountain. The round trip takes 90 minutes.

The trams climb steadily up the mountain and when you arrive at the summit there are spectacular views. On a clear day it is the only place in the British Isles where you can see the seven kingdoms (Mann, Scotland, England, Wales, Ireland, The Kingdom of Heaven and the Kingdom of the Sea) just by turning around.

There are no roads to the summit of Snaefell but there are a number of paths that lead to the Bungalow and Laxey, for those visitors who want to make their own way up or down the mountain.

The newly refurbished Snaefell Summit Hotel now includes underfloor heating, new windows throughout, a fully compliant kitchen and brand-new roof. There is a selection of dining experiences which can be booked on days the trams operate by calling 01624 673623.

Events with a view are also held at the summit, such as the popular Sunset Dinners, Seven Kingdoms Sunday Lunch and Pie in the Sky - featuring stargazing and supper with the Isle of Man Astronomical Society.



Groulle Glen Railway & Sea Lion Rocks Tea Rooms



From deep within a beautiful, treelined Manx glen, the line runs through a secluded glen on the Isle of Man out to the cliff tops where originally in Victorian times there was a zoo containing Sea Lions and Polar Bears.

Built in 1896 and closed in 1962, restoration began in 1982 by volunteers and today the line is a registered charity and runs to the rebuilt station building at Sea Lion Rocks, where light refreshments are available, and a small visitors centre which details the history of the glen and the line with a host of artefacts, photographs and presentations. A variety of trains operate during the year. Steam locomotives Sea Lion and Annie, diesels Dolphin and Walrus, and battery loco Polar Bear are all operational.

Trains run on Sundays from May to September, on Wednesday evenings during July and August, along with Special events such as the Santa Trains, Easter Bunny Trains and Cliff Top Concerts along with the chance to join the Friends of Groulle Glen Railway organisation. The railway is experienced at hosting group parties and offers group discounts.

For more details check out the website: www.ggr.org.uk or email the secretary: alex@ggr.org.uk

THE LAKESIDE & HAVERTHWAITE RAILWAY

Steam Trains
operating daily
30th March- 31st October



Combine up to 3 top
Lakeland attractions in 1 great day out!

Tea Room & Gift Shop

The perfect addition to your Lake District Adventure

Combined your train ride with tickets from... Windermere Lake Cruises, The Lakes Aquarium, Lakeland Motor Museum & The World of Beatrix Potter

www.lakesiderailway.co.uk

Tel: 015395 31594 Email: info@lakesiderailway.co.uk

SOUTH TYNEDALE RAILWAY

Station House, Alston, Cumbria, CA9 3JB

T: 01434 338212

E: enquiries@south-tyndale-railway.org.uk

W: www.south-tyndale-railway.org.uk



Key Information

Period of Operation:.....	Apr - Oct
Adult Ticket Price:.....	£10
Junior Ticket Price:.....	£5
Group Discount Available:.....	Yes
No. Required for Discount:.....	10
Pre-booking Essential:.....	-
Guided Tours:.....	Yes
On-site Museum:.....	Yes
Disabled Access:.....	Yes
Catering Available:.....	Yes
Alcohol Licence:.....	-
Coach Parking:.....	Yes
Length of Track:.....	5 Miles
Number of Stations:.....	2

Enjoy a scenic ride through the beautiful South Tyne valley from Alston station. Travel to Kirkhaugh, Lintley Halt, Slaggyford and back on one of our trains hauled by vintage steam, battery electric or diesel locomotives.

Your journey to Alston, which lies at the crossroads of five routes, takes you through the stunning landscape of the North Pennines Area of Natural Beauty (AONB). Once there, you can enjoy refreshments in the Crossing Cafe, watch the team prepare the engines and sit back in a vintage coach to be taken gently along the valley on the North of England's double gold award-winning railway. Or why not start your journey at Slaggyford, explore the newly opened station and grab a quick cuppa in the Buffet Car?

Cyclists, walkers and dogs are all welcome! Bring a picnic or choose from our delicious menu; you can eat in or even take out and enjoy your refreshments on the train. Our car parks are free but please note the car park at Slaggyford is unsuitable for large coaches. Alston station is just minutes from Alston town centre with its cobbled street and quaint shops.

Visit the Discovery Centre and our engineering workshop, both of which are free to our visitors. The Centre tells the story of "The trials and triumphs of a rural railway," and in our workshop gallery you can see what we're working on and chat to our engineering staff and volunteers.

Trains operate from late March to October, running daily at peak times (school holidays). Check our website for the latest timetable plus details of special events and galas including the Santa Specials in December.



AMBERLEY INDUSTRIAL MUSEUM

Newborn Road, Amberley, Near Arundel,
West Sussex, BN18 9LT

T: 01798 831370
E: office@amberleymuseum.co.uk
W: www.amberleymuseum.co.uk



Key Information

Period of Operation:	Mar - Oct
Adult Ticket Price:	From £12
Junior Ticket Price:	From £6
Group Discount Available:	Yes
No. Required for Discount:	10
Pre-booking Essential:	Yes
Guided Tours:	Yes
On-site Museum:	Yes
Disabled Access:	Yes
Catering Available:	Yes
Alcohol Licence:	Yes
Coach Parking:	Yes
Length of Track:	500 Yards
Number of Stations:	3

Amberley Museum is an amazing place, tucked away in the South Downs between Storrington and Arundel, with a focus on industrial and transport history and with over 40 buildings.

Most days the bus service is running as well as the narrow gauge railway which takes visitors from near the entrance to the far end where the electricity, communications and railway exhibition halls can be found.

Rail fans can investigate locos and rolling stock and see the James Bond exhibition. In the electricity hall there are buttons to press, handles to turn and many other activities. In the communications hall you can enjoy a variety of vehicles and phone a friend using our collection of old telephones.

Further exhibits include the working printshop where children can have a go at printing a card with their name on, lime kilns, road steam engines, radio and TV exhibition, standard gauge line, stationary engines and more. On special days the amateur radio station is operational and visitors can witness communications across the globe.

The Museum is home to traditional craftspeople, such as the wheelwrights and blacksmith, with a café, gift shop and picnic areas. We aim to have at least three crafts being demonstrated every day we are open.

We open from March to October, seven days a week during West Sussex school holidays and on Bank Holidays, otherwise Wednesday to Sunday. We are right next to Amberley railway station and we have a large, free car park.

BLUEBELL RAILWAY

Sheffield Park Station, East Sussex,
TN22 3QL

T: 01825 720800
E: info@bluebell-railway.co.uk
W: www.bluebell-railway.co.uk



Key Information

Period of Operation:	Apr - Oct
Adult Ticket Price:	£19
Junior Ticket Price:	£9.50
Group Discount Available:	Yes
No. Required for Discount:	15
Pre-booking Essential:	-
Guided Tours:	Yes
On-site Museum:	Yes
Disabled Access:	Yes
Catering Available:	Yes
Alcohol Licence:	Yes
Coach Parking:	Yes
Length of Track:	11 Miles
Number of Stations:	4

The Bluebell Railway runs through nearly 12 miles of beautiful Sussex countryside, with four stations each restored to a different period of the railway's 140-year history, and one of the largest and most diverse collections of locomotives, carriages and associated equipment in the country. It was the country's first standard gauge passenger heritage railway, formed by a band of enthusiasts in 1959.

The Railway joins the national network at East Grinstead, where main line trains operate directly to and from London Victoria. Travel south on our line to Kingscote – a beautifully restored country station. Horsted Keynes is the next stop, where you find the Carriage and Wagon workshop and exhibit. The end of the line, and our headquarters, are at Sheffield Park, which offers full bar and restaurant facilities, locomotive sheds, shops and museum chronicling the history of the Bluebell Railway from 1882 until the present day.

Sheffield Park also features the new interactive exhibition, SteamWorks! which brings together the sights and sounds of driving a steam locomotive – educational and fun!

The Bluebell Railway offers the unique splendour of the Golden Arrow premier dining service – operating most Saturday evenings and Sunday lunchtimes during the peak season – and many themed services including Rail Ale, Fish & Chip Specials and Wealden Rambler Afternoon Tea.

Group discounts are available, and for coach parties, include two free places for a driver and organiser and free parking. Book a knowledgeable guide for free to escort your group on the train, or make the journey special by adding a cream tea or ploughman's lunch.



BUCKINGHAMSHIRE RAILWAY CENTRE

Station Road, Quainton, Near Aylesbury, HP22 4BY

T: 01296 655720

E: marketing@bucksrailcentre.org

W: www.bucksrailcentre.org



Key Information

Period of Operation:.....	Apr - Oct
Adult Ticket Price:.....	£12
Junior Ticket Price:.....	£8
Group Discount Available:.....	Yes
No. Required for Discount:.....	15
Pre-booking Essential:.....	-
Guided Tours:.....	Yes
On-site Museum:.....	Yes
Disabled Access:.....	Yes
Catering Available:.....	Yes
Alcohol Licence:.....	Yes
Coach Parking:.....	Yes
Length of Track:.....	0.33 Miles
Number of Stations:.....	n/a

The Buckinghamshire Railway Centre is a 25-acre working steam museum with one of the UK's largest collections of locomotives, rolling stock and railway memorabilia. We offer steam rides on our Steaming Days and Special Event days. Take a ride on a full-size steam engine along our 1/3 mile length of track. We also have a fabulous miniature steam railway which takes you on a journey of 1 km through a wooded glen with tunnel and crossing – great fun for everyone!

As well as the 1890s station, there is an impressive glass-roofed visitor centre – the former Oxford Rewley Road station – with café, gift shop, stunning Royal Dining Coach from 1901 and a coach used by Winston Churchill and Dwight D Eisenhower for secret war strategy planning meetings.

We have a large museum housing magnificently restored exhibits, with tracks displaying priceless vehicles awaiting restoration. Our Travelling Post Office tells the story of moving mail by rail. Visitors can even have a go at sorting mail!

We hold several Special Events throughout the year, not just Days Out with Thomas, for which we are famous, but also steam locomotive galas and historic transport rallies – buses, commercial vehicles, full-size and miniature traction engines, not forgetting Santa's Magical Adventures at Christmas! Visit www.bucksrailcentre.org for all the dates of our special events.

Offering free parking, excellent access, picnic areas and indoor attractions, the Buckinghamshire Railway Centre makes a great day out for the whole family!

Operating February half term and 4 weekends running up to Christmas. See website for full details. Pre-booking is advised for groups, especially for guided tours.

CHINNOR & PRINCES RISBOROUGH RAILWAY

Station Approach, Station Road, Chinnor, OX39 4ER

T: 07718 003133

E: group.bookings@chinnorrailway.co.uk

W: www.chinnorrailway.co.uk



Key Information

Period of Operation:.....	Mar - Oct
Adult Ticket Price:.....	See Web
Junior Ticket Price:.....	See Web
Group Discount Available:.....	Yes
No. Required for Discount:.....	10-90
Pre-booking Essential:.....	Yes
Guided Tours:.....	Yes
On-site Museum:.....	-
Disabled Access:.....	Yes
Catering Available:.....	Yes
Alcohol Licence:.....	Yes
Coach Parking:.....	Yes
Length of Track:.....	7 Miles
Number of Stations:.....	-

The railway is a friendly country branch line providing Heritage Steam and Vintage Diesel train rides along the foot of the scenic Chiltern Hills. Starting out from the delightfully restored Chinnor station with its café and souvenir shop, the line runs parallel to the historic Icknield Way and onward until it reaches the mainline interchange station at Princes Risborough.

The round trip is a leisurely 50-60 minutes long allowing your visitors to take in some very attractive open countryside and to enjoy outstanding views across the Vale of Aylesbury and Whiteleaf Cross. 'Sitting in the afternoon tea car enjoying a delicious cream tea served by attentive staff and all the while watching the steam lazily curl back over the train with those fantastic views of the Chilterns all around us, plus the Red Kites circling overhead, it was a truly magical experience for my group', wrote Mrs Hunt in appreciation of her organisation's visit in 2017.

As well as our timetabled train services with departures between 09.30 and 16.30 hours, see operating days on our website, there are many special event days throughout the year including our popular Quiz evenings and Murder Mystery dining trains and more.

We are just six minutes from Junction 6 on the M40 and offer reserved coach parking and refreshments for your driver. An attentive Train Manager is on every train and reserved accommodation is arranged for your guests. Please call Ray to discuss your requirements – we look forward to hearing from you.



DIDCOT RAILWAY CENTRE

Station Road, Didcot, OX11 7NJ

T: 01235 817200

E: info@didcotrailwaycentre.org.uk

W: www.didcotrailwaycentre.org.uk



Key Information

Period of Operation:.....	May - Sep
Adult Ticket Price:.....	From £5.50
Junior Ticket Price:.....	From £4.50
Group Discount Available:.....	Yes
No. Required for Discount:.....	10
Pre-booking Essential:.....	Yes
Guided Tours:.....	Yes
On-site Museum:.....	Yes
Disabled Access:.....	-
Catering Available:.....	Yes
Alcohol Licence:.....	Yes
Coach Parking:.....	Yes
Length of Track:.....	0.5 Miles
Number of Stations:.....	4

The Great Western Railway spanned five generations, from 1835 when it was incorporated by Act of Parliament, until 1947 when it was nationalised as part of British Railways.

The collection of locomotives, carriages and wagons at Didcot Railway Centre encapsulates the Great Western Railway's history and is a great way to educate and entertain today's generation in the experience their ancestors had when travelling by train. From the beginning of Queen Victoria's reign, through the Edwardian zenith of empire, to the world conflicts and quest for speed in the first half of the 20th century, when the railways developed steam power to the ultimate to counter the developing competition from road and air transport.

Didcot Railway Centre brings all this to life in a railway context with the replica Fire Fly and its broad gauge train of 1840; the late Victorian four-wheeled and clerestory coaches; the Edwardian steam railmotor of 1908; the mighty Castle and King classes of the 1920s and 1930s; the diesel railcar and futuristic gas turbine locomotive of the 1940s. Plus a full supporting cast of freight, mixed traffic and shunting locomotives and the rolling stock they hauled.

It is housed in 23 acres alongside Didcot Parkway railway station. At its heart is the historic engine shed which still has all the apparatus needed to maintain steam locomotives. Three running lines – one of Brunel's broad gauge – give a taste of travel in the 19th and early 20th centuries. The atmosphere is completed by stations, signal boxes and other original lineside features brought from locations around the GWR system. There is a museum and archive displaying the smaller artefacts and original colourful posters, a Science, Learning and Railways interactive display, the original air raid shelter from 1940, plus shop and refreshment room.

EAST KENT RAILWAY

Station Road, Shepherdswell, Dover, Kent, CT15 7PD

E: enquiries@eastkentrailway.co.uk

W: www.eastkentrailway.co.uk



Key Information

Period of Operation:.....	Apr - Oct
Adult Ticket Price:.....	From £7.50
Junior Ticket Price:.....	From £3.50
Group Discount Available:.....	Yes
No. Required for Discount:.....	-
Pre-booking Essential:.....	-
Guided Tours:.....	-
On-site Museum:.....	Yes
Disabled Access:.....	Yes
Catering Available:.....	Yes
Alcohol Licence:.....	-
Coach Parking:.....	Yes
Length of Track:.....	2 Miles
Number of Stations:.....	2

The East Kent Railway is a Colonel Stephens railway built primarily to carry coal from the Kent coalfield. Agricultural produce was also carried, along with passengers.

Today's heritage line runs for two miles between the villages of Shepherdswell (EKR station adjacent to the Main Line station), and Eythorne, passing through Golgotha Tunnel on the way. Motive power is diesel.

Shepherdswell site is extensive with a large car park, the excellent Colonel's Café, picnic area, 'The Knees' woodland with two way-marked walks and a restored WW2 trench, two miniature railways (one running through the woodland), and a model railway. The site, including the café, is open 6 days a week (closed Mondays) for static viewing. There is also a shop and a visitor centre which are open on running days. Eythorne offers another first class café open most days and a small museum open on running days.

Trains run mainly on Sundays, plus Saturdays in the peak summer season and Bank Holidays. There is a programme of Special Events, the Halloween Train of Terror being extremely popular. The well-priced 'Santa by Train' gives each family time with Santa in his grotto at Eythorne, pre-booked children receiving individually named presents.

Driver Experience days are offered on a diesel shunter. The railway is also a training base for apprentices. A warm and friendly welcome is assured at the EKR!

What else is in the area?

Dover Transport Museum, Dover Castle, National Trust White Cliffs of Dover visitor centre with views over the Channel, café and walks to South Foreland Lighthouse.



**THE PERFECT
ALL WEATHER,
ALL GENERATIONS**

**Great Day
Out!**

**We have a whole host
of great special events in the coming months.
Visit our website for further details.**

**OPEN MOST WEEKENDS
THROUGHOUT THE YEAR AND
DAILY FROM MARCH TO OCTOBER.**

For our website and on-line shop, visit
www.rhdr.org.uk
Telephone **01797 362353** Email **info@rhdr.org.uk**

RH&DR
**ROMNEY, HYTHE
& DYMCHURCH**
RAILWAY
*Kent's Mainline
in Miniature*

EXBURY GARDENS & STEAM RAILWAY

Summer Lane, Exbury, Hampshire,
SO45 1AZ

T: 02380 891203
E: info@exbury.co.uk
W: www.exbury.co.uk

Key Information

Period of Operation:.....	Mar - Nov
Adult Ticket Price:.....	£18.75
Junior Ticket Price:.....	£9.40
Group Discount Available:.....	Yes
No. Required for Discount:.....	15
Pre-booking Essential:.....	Yes
Guided Tours:.....	Yes
On-site Museum:.....	-
Disabled Access:.....	Yes
Catering Available:.....	Yes
Alcohol Licence:.....	Yes
Coach Parking:.....	Yes
Length of Track:.....	1.5 Miles
Number of Stations:.....	2



All aboard Exbury's 12 ¼" miniature steam railway! Opened in 2001, the railway was the inspiration of enthusiast Leopold de Rothschild and the culmination of 'A Dream that Became Steam.'

Alight from replica station Exbury Central for a 1 ½ mile journey through our atmospheric woodland gardens. Trains pass through the specially designed 'Summer Lane' Garden, comprised of swathes of colourful perennials, flowering grasses and maturing trees, as well as the new wildlife preservation area Dragonfly Halt and Exbury's rock garden, the largest man-made rock garden in Europe.

Children can enjoy looking out for living deer, herons, pheasants and kingfishers as well as Exbury's sculpted woodland creatures.

Marvel at the extensive attention to detail at Exbury Central, based on traditional Victorian train station Aviemore in Scotland, and in the railway shed that showcases historic train memorabilia and includes an exhibition on the construction of the railway. Take in the scene as guards in classic uniforms clip your ticket and drivers use flags, whistles and traditional calls to direct the journey.

Wheelchair accessible carriages are available and dogs are also welcome to ride, so long as they don't mind the occasional loud noise.

What else is in the area?

Beaulieu Motor Museum, New Forest, Mary Rose.



HAMPTON & KEMPTON WATERWORKS RAILWAY

Snakey Lane, Hanworth, TW13 6XH

T: 01932 765328

E: mwbrsoffice@gmail.com

W: www.hamptonkemptonrailway.org.uk



Key Information

Period of Operation:.....	Mar - Nov
Adult Ticket Price:.....	£3
Junior Ticket Price:.....	£1
Group Discount Available:.....	Yes
No. Required for Discount:.....	-
Pre-booking Essential:.....	Yes
Guided Tours:.....	Yes
On-site Museum:.....	Yes
Disabled Access:.....	Yes
Catering Available:.....	Yes
Alcohol Licence:.....	-
Coach Parking:.....	Yes
Length of Track:.....	300m
Number of Stations:.....	1

Sometimes known as the 'secret railway', Hampton & Kempton Waterworks Railway (HKWR) is the only 2 ft narrow-gauge railway heritage steam passenger railway operating within the M25, open every Sunday from March to November.

The original railway was built between 1914 and 1916 to carry coal from wharves on the River Thames at Hampton to the pumping stations at Kempton Park Waterworks that provided clean drinking water for London. The railway however, faded from memory but in 2003, a society was formed with the intention of restoring the railway. Using as much of the original track as possible, volunteers started to build a 2ft narrow-gauge 'Hanworth Loop' adjacent to the magnificent Art Deco Kempton Steam Museum, housing the world's largest steam powered triple expansion engines. In 2013 the loop was opened and today, a dedicated team of volunteers successfully manage and operate the railway throughout the operating year. Restoration continues, and plans are in place to further extend the railway which will greatly enhance its potential as a major attraction for local communities.

Both the Kempton Steam Museum and HKWR have a full programme of themed and other events that are ideal for a day out for friends, family and enthusiasts of steam. We have on-site catering, toilet facilities, free parking and a picnic area, together with a ticket office stocked with a variety of books and other items of interest.

It is not often to find such attractions as HKWR and Kempton Steam Museum on one site. Both the railway and the museum have great appeal for anyone interested in the early 20th century's great history of supplying clean water, and the associated engineering to produce such a vital resource. HKWR welcome tour and booking operators which can be made separately for each attraction.

HOLLYCOMBE STEAM IN THE COUNTRY

Iron Hill, Liphook, Hants, GU30 7LP

T: 01428 724900

E: info@hollycombe.co.uk

W: www.hollycombe.co.uk



Key Information

Period of Operation:.....	Apr - Oct
Adult Ticket Price:.....	£17
Junior Ticket Price:.....	£13
Group Discount Available:.....	Yes
No. Required for Discount:.....	10
Pre-booking Essential:.....	Yes
Guided Tours:.....	-
On-site Museum:.....	Yes
Disabled Access:.....	Yes
Catering Available:.....	Yes
Alcohol Licence:.....	-
Coach Parking:.....	Yes
Length of Track:.....	1.5 Miles
Number of Stations:.....	1

Hollycombe's narrow gauge Quarry Railway, is a 2 foot gauge steam railway running for approximately 1.5 miles through woodland and fields. The journey starts at the station by the visitor centre, and travels through pretty woodland until it reaches the old sandstone quarry. After a pause to take in the spectacular views across the South Downs, the journey continues through woodland and alongside fields, where horses often graze. Further fabulous views open out looking over the Sussex Weald. The railway has two steam and one diesel locomotives. Even the passenger carriages are historic, coming from the long closed Ramsgate Electric Tunnel Railway. One of the carriages has a wheelchair compartment and a ramp is available at the station. Visit the Railway in late April and early May for wonderful displays of bluebells, whilst the Azalea Walk - viewable from the train - is colourful with Mollis azalea blooms during May. The railway opens on 'Halloween Fairground at Night' for an eerie evening experience!

In addition to the narrow gauge railway, Hollycombe also has a miniature railway, targeting children but which adults also find very rewarding!

The railway is a continuous loop of about one third of a mile and the tracks are set at 7.25 inch gauge. You will be amazed by the power of the tiny locomotives as they haul families around its scenic route. The station is located beyond the end of the fairground, near the sawmill. Trains pass between the fairground and the Woodland Gardens, around a loop near the Gallopers, and back past the engine shed to the station. The journey takes about five minutes. The miniature railway is supported by members of the Liphook Modellers Club who have a clubhouse at Hollycombe.



Historic Boat Trips on the River Thames



including
Royal Garden & River Cruise



01753 827345 frenchbrothers.co.uk

ISLE OF WIGHT STEAM RAILWAY

The Railway Station, Havenstreet, Isle of Wight, PO33 4DS

T: 01983 882204
E: lizk@iwsteamrailway.co.uk
W: www.iwsteamrailway.co.uk

Key Information

Period of Operation:.....	Apr - Oct
Adult Ticket Price:.....	£15
Junior Ticket Price:.....	£7
Group Discount Available:.....	Yes
No. Required for Discount:.....	10-100
Pre-booking Essential:.....	Yes
Guided Tours:.....	-
On-site Museum:.....	Yes
Disabled Access:.....	Yes
Catering Available:.....	Yes
Alcohol Licence:.....	Yes
Coach Parking:.....	Yes
Length of Track:.....	5 Miles
Number of Stations:.....	3



Your visit to the award-winning Isle of Wight Steam Railway will engage, inspire and excite you. The sight of powerful, majestic steam engines, the charm of quiet rural stations and the friendliness of traditionally-uniformed staff, will leave you with some enduring memories of a special day out.

Settle back in one of our beautifully restored Victorian and Edwardian carriages and feel the rhythm of the track as you journey through unspoiled Island countryside.

Each one of our locomotives and carriages have been thoughtfully restored, reminiscent of their heyday. Explore our Train Story Discovery Centre through interactive displays and activities and uncover 150 years of railway history and the lasting impact it had on day-to-day lives.

To complete your day out there's a shop, woodland walk, picnic area, museum and children's play area and don't miss Haven Falconry, home to the Island's largest bird of prey collection.

After being first honoured in 1979, the Railway has been the proud winner of numerous awards, including Beautiful South Awards for Excellence - Large Visitor Attraction of the Year, Queen's Voluntary Award and National Lottery Awards' Best Heritage Project.

There are generous discounts available for groups, free parking (on tarmac) for coaches, plus free entry and meal for the coach driver.



KENT & EAST SUSSEX RAILWAY

Tenterden Town Station, Station Road,
Tenterden, Kent, TN30 6HE

T: 01580 765155
E: enquiry@kesr.org.uk
W: www.kesr.org.uk



Key Information

Period of Operation:.....	Feb - Jan
Adult Ticket Price:.....	£18
Junior Ticket Price:.....	£12
Group Discount Available:.....	Yes
No. Required for Discount:.....	15
Pre-booking Essential:.....	-
Guided Tours:.....	Yes
On-site Museum:.....	Yes
Disabled Access:.....	Yes
Catering Available:.....	Yes
Alcohol Licence:.....	Yes
Coach Parking:.....	Yes
Length of Track:.....	10.5 Miles
Number of Stations:.....	5

Everyone can enjoy a fun step back in time at Tenterden's Steam Railway. Perfect to visit whatever the weather, the line gently wends its way from Tenterden for 10.5 miles, through unspoilt countryside to terminate in the shadow of the magnificent National Trust castle at Bodiam. Travelcards allow all day travel so hop on and off at any of the stations along the line. Refreshments at Tenterden station and on many trains, including cream teas, light lunches and luxury Pullman dining for dinners, sunday lunches, wedding receptions, private and corporate hire. Advance booking for on board dining essential.

The Railway's facilities have been carefully designed with disabled, elderly and less mobile visitors in mind. There are parking spaces for Blue Badge holders next to the platform at Tenterden Town and Northiam stations and accessible toilets at Tenterden, Northiam and Bodiam stations. The Railway is proud to boast a specially designed coach for wheelchair users called 'Petros'. There is full wheelchair access to the shop and restaurant at Tenterden Town and the Colonel Stephens Railway Museum has level access with 42" aisles. The Tenterden ticket office is fitted with an induction loop.

At Tenterden Station there is ample free parking, a licenced restaurant with free Wi-Fi, gift shop, picnic area, children's play area, access for the disabled, wheelchair accessible toilets. The Colonel Stephens Railway Museum at Tenterden Station is also open every day the railway operates between 12.30 and 16.30. There is no admission charge for entry to the museum but donations for its upkeep are very welcome.

The line terminates at the immaculately restored Bodiam Station. At the rear of the station, reconstructed hoppers' huts are complemented by a hop garden. The Cavell Van is berthed in a siding at the station and is open on most days that trains operate.

THE LAVENDER LINE

Isfield Station, Isfield, Nr Uckfield, East
Sussex, TN22 5XB

T: 01825 750515
E: info@lavender-line.co.uk
W: www.lavender-line.co.uk



Key Information

Period of Operation:.....	Jan - Dec
Adult Ticket Price:.....	See Web
Junior Ticket Price:.....	See Web
Group Discount Available:.....	Yes
No. Required for Discount:.....	10
Pre-booking Essential:.....	See Web
Guided Tours:.....	See Web
On-site Museum:.....	-
Disabled Access:.....	Yes
Catering Available:.....	Yes
Alcohol Licence:.....	Yes
Coach Parking:.....	Yes
Length of Track:.....	2 Miles
Number of Stations:.....	1

The Lavender Line is a railway that boasts a fantastic family atmosphere in the heart of Isfield, East Sussex.

The line was opened in October 1858, then known as the Lewes and Uckfield Railway Company. On 23rd February, 1969, the railway ran its last train between Uckfield and Lewes before closure.

The railway operates a two mile round trip through the peaceful Sussex countryside, hauled by either a heritage diesel or steam locomotive. Last year's completion of Worth, at the end of the line, now means that we have a destination, a fantastic viewing and photography point and also a place to picnic in the summer.

The children's play area, picnic areas all over the site and toilet facilities including disabled toilet with baby changing unit means that everyone can enjoy a great day out.

Experience the listed Isfield signal box where both adults and children can get hands-on operating the levers. Don't miss out on the woodland observation area, an ideal place for photographers, high on the embankment or another place to picnic away from the bustle of the station.

Other facilities include the gift shop and the railway station's 'Cinders Buffet' serving breakfasts, assorted hot and cold meals, snacks and drinks during opening times.





AMBERLEY
INDUSTRIAL MUSEUM

New Barn Road, Amberley
Nr Arundel, West Sussex
BN18 9LT
office@amberleymuseum.co.uk

Great Days Out for Groups at Amberley Museum



36 acres to explore showcasing
over 150 years of Sussex
industrial heritage.

Ride our heritagenarrow gauge
railway and historic bus.



Special discount entry
for groups.

Pre-book for talks, guides and
specialist behind the scenes tours.
Catering options also available.



Located in the South Downs National Park, our Museum is dedicated to
preserving the industrial heritage of the South East.
Discover heritage, transport, engineering and crafts
from the South's working past.



Call or email us now to book your visit or for more information
www.amberleymuseum.co.uk - 01798 831370

BLUEBELL RAILWAY



11 miles of beautiful Sussex countryside

MAKE LASTING MEMORIES WITH US

Real vintage steam

Excellent food - on-board and station

Joint tickets with Sheffield Park & Borde Hill
Gardens

bluebell-railway.com 01825 720800

LEIGHTON BUZZARD RAILWAY

Page's Park Station, Billington Road,
Leighton Buzzard, Beds, LU7 4TN

T: 01525 373888
E: traffic.mgr@blngs.org.uk
W: www.buzzrail.co.uk



Key Information

Period of Operation:.....	Mar - Nov
Adult Ticket Price:.....	£10.50
Junior Ticket Price:.....	£6.50
Group Discount Available:.....	Yes
No. Required for Discount:.....	12-60
Pre-booking Essential:.....	Yes
Guided Tours:.....	Yes
On-site Museum:.....	Yes
Disabled Access:.....	Yes
Catering Available:.....	Yes
Alcohol Licence:.....	-
Coach Parking:.....	Yes
Length of Track:.....	3 Miles
Number of Stations:.....	-

2019 sees our celebration of 100 years continuous railway operation in Leighton Buzzard and we invite you to bring your group to experience living history, on a railway which has its roots firmly planted in the dreadful conflict of WW1.

Demand for Leighton Buzzard foundry sand soared during the war and after the armistice, lots of narrow-gauge railway equipment - used to supply the battlefields - became available. The Leighton Buzzard Railway was one of several British lines to be built as a result of this windfall but is the only one still operating, with a collection which features this heritage background.

Since the 1960s, it has been a working museum railway, with national accreditation, operated and managed by volunteers. Its collection includes several items from the War Department Light Railways, including this steam engine, No 778, which was built in the USA in 1917 for operation with the British forces on the WW1 battlefields. Starting from Page's Park station, on the south side of Leighton Buzzard, the railway runs through a unique mix of urban scenery on the edge of the town then out into the rolling Bedfordshire countryside, with great views across to the Chiltern Hills Area of Outstanding Natural Beauty. Going at a sedate pace, with sharp curves, steep inclines and level crossings, your party will relive the long-lost era of the English narrow gauge light railway.

The round trip takes 70 minutes by scheduled service, although charter trains can run at other times. Refreshments can be booked in advance at the station buffet and the Engine Shed Show - a free guided tour of the museum collection - also adds to the time your party spends with us.



THE MID HANTS RAILWAY - 'WATERCRESS LINE'

The Railway Station, New Alresford,
Alresford, SO24 9JG

T: 01962 733810
E: info@watercressline.co.uk
W: www.watercressline.co.uk



Key Information

Period of Operation:.....	Feb - Dec
Adult Ticket Price:.....	£16
Junior (5+) Ticket Price:.....	£8
Group Discount Available:.....	Yes
No. Required for Discount:.....	15
Pre-booking Essential:.....	-
Guided Tours:.....	Yes
On-site Museum:.....	-
Disabled Access:.....	Yes
Catering Available:.....	Yes
Alcohol Licence:.....	Yes
Coach Parking:.....	Yes
Length of Track:.....	10 Miles
Number of Stations:.....	4

Let the train take the strain as you sit back, relax and travel through the heart of the English countryside. Whether you are taking a trip down memory lane or creating new ones, it's the perfect way to unwind and experience the nostalgic sights, sounds and smells of steam travel from a bygone age.

Our fares give you all day unlimited travel, so you can enjoy the slower pace of life as you explore each of our four period stations along the ten-mile route, the engineering workshops and the nearby towns all on one ticket.

Running along the edge of the South Downs National Park in Hampshire, you can join us at New Alresford: located just 7 miles from the ancient city of Winchester and famous for its clear chalk streams and watercress farms. Opened in 1865, the railway was soon nicknamed for its early role in transporting this locally grown crop to the markets in London and beyond.

At Ropley station you can enjoy a stroll on the elevated picnic area, from where you can walk in Harry Potter's footsteps over the iron footbridge where he received his Hogwarts Express ticket; the famous film location from King's Cross station that is now here at the Watercress Line! This takes you into our Loco Yard; here you can get up-close to the locomotives and see behind the scenes in our impressive engineering workshops, where the locomotives and carriages are skilfully restored to their full glory.

* There will be no steam trains operating to or from Alton station until the end of July 2019 due to work being carried out as part of a large highway improvement scheme. We will still be running trains from Alresford to Medstead. There will be a small increase (adults £18 and children £9) when steam trains will run again from Alton Station.

ROMNEY, HYTHE & DYMCHURCH RAILWAY

2 Littlestone Road, New Romney, Kent,
TN28 8PL

T: 01797 362353
E: info@rhdr.org.uk
W: www.rhdr.org.uk



Key Information

Period of Operation:.....	Jan - Dec
Adult Ticket Price:.....	£18.60
Junior (5+) Ticket Price:.....	£9.30
Group Discount Available:.....	Yes
No. Required for Discount:.....	20
Pre-booking Essential:.....	-
Guided Tours:.....	Yes
On-site Museum:.....	Yes
Disabled Access:.....	Yes
Catering Available:.....	Yes
Alcohol Licence:.....	Yes
Coach Parking:.....	-
Length of Track:.....	13.5 Miles
Number of Stations:.....	6 / 1 halt

Romney, Hythe & Dymchurch Railway runs for 13½ miles from the picturesque Cinque Port town of Hythe, through the family-friendly seaside village to Dymchurch, towards the railway's headquarters at New Romney and finally reaching the National Nature Reserve of Dungeness. Winner of the TripAdvisor® Certificate of Excellence this world-famous steam railway is one of Kent's top attractions.

The Model Exhibition at New Romney Station is a must-see attraction. Showcasing RH&DR memorabilia, past headboards and of course a working model railway. The interactive features are sure to keep the children intrigued whilst displays depicting the railway's history always engage the grown-ups. Set alongside these extensive indoor features, over the bridge the children will find the train themed outdoor play area. Younger children can enjoy the Tiny Tots Children's Play Area adjacent to the picnic area on the station concourse.

Catering is available at most stations. Dungeness boasts a newly renovated End of the Line Restaurant specialising in local seafood. The Heywood Buffet at New Romney serves up a warming lunch and a bite-sized children's menu. Looking for something sweet? The vintage style Tea Room at Hythe Station has plenty of home-made cakes to whet the appetite.

Hythe, Dymchurch, New Romney and Dungeness Stations all have quality souvenir shops with something for everyone.

An enjoyable and nostalgic day out can be added to by visiting on one of the railways unique special event days (see website for details). Suitable for all generations in all weathers the railway is the perfect day out.



ROTHER VALLEY RAILWAY

Robertsbridge Junction Station, Station Road, Robertsbridge, E. Sussex, TN32 5DG

T: 01580 881833

E: reception@rvr.org.uk

W: www.rvr.org.uk



Key Information

Period of Operation:.....	-
Adult Ticket Price:.....	-
Junior Ticket Price:.....	-
Group Discount Available:.....	-
No. Required for Discount:.....	-
Pre-booking Essential:.....	-
Guided Tours:.....	Yes
On-site Museum:.....	Yes
Disabled Access:.....	Yes
Catering Available:.....	-
Alcohol Licence:.....	-
Coach Parking:.....	Yes
Length of Track:.....	1.2 Miles
Number of Stations:.....	1

The premier railway reconstruction effort in the South East.

Showcasing our rebuilding and project development.

Our plans are to reconnect the K&ESR with the mainline at Robertsbridge.

In the past few years 3/4 mile of track has been reconstructed in stages at the eastern end of the RVR route, connecting KESR track to Junction Road. At the western end, five bridges have been reconstructed with track laid from outside the station area to Northbridge street.

There are several further bridges to reconstruct and three road crossings to be reinstated including the A21 Robertsbridge by-pass, which was the original stumbling block and major reason which prevented the acquisition of the section back in the 1960's.

What else is in the area?

- Bodiam Castle
- Dixter House
- Batemans
- Tenterden
- K&ESR

SITTINGBOURNE & KEMSLEY LIGHT RAILWAY

Sittingbourne Viaduct Station, The Wall, Sittingbourne Retail Park, Sittingbourne, Kent, ME10 2XD

T: 01795 424899

E: bookingoffice@sklr.net

W: www.sklr.net



Key Information

Period of Operation:.....	Apr - Sep
Adult Ticket Price:.....	£7
Junior (5+) Ticket Price:.....	£3.50
Group Discount Available:.....	Yes
No. Required for Discount:.....	15
Pre-booking Essential:.....	Yes
Guided Tours:.....	Yes
On-site Museum:.....	Yes
Disabled Access:.....	-
Catering Available:.....	Yes
Alcohol Licence:.....	-
Coach Parking:.....	Yes
Length of Track:.....	2 Miles
Number of Stations:.....	2

This unusual railway originally linked the paper mills at Sittingbourne and Kemsley with Ridham Dock. Since handover in 1969, the original locomotives and coaches have carried passengers between Sittingbourne Viaduct station (at the now demolished Sittingbourne Paper Mill) to Kemsley Down. The 50th Anniversary of Handover and the last year of operation as an industrial railway will be celebrated throughout the season.

A kilometre-long, 100-year-old, reinforced concrete viaduct carries the railway over the industrial outskirts of Milton Regis before heading across Milton Creek Country Park and the marshes to the paper mill at Kemsley.

This unusual, narrow gauge railway (2ft 6in between the rails) now carries passengers in the original workers coaches and will see three native steam locomotives operating in 2019 - Leader (1905), Melior (1924) and Superb (1940). The Railway's diesel fleet of three locomotives includes the original Bowaters Light Railway loco.

Facilities are sparse at Sittingbourne Viaduct station, which is atop an embankment and accessible only by steps, however, Kemsley Down is the main base of the Railway with the engine shed, sidings, museum, café, shop, toilets, picnic areas, wildlife garden, garden railway, miniature railway etc.

Road access is only to Sittingbourne Viaduct station where there is free coach parking available. There is only pedestrian access to Kemsley Down from the Saxon Shore Way so a return ticket is recommended. Visit the website for lots more information, accessibility statement, details of the timetable etc.

A return trip by scheduled train can take as little as an hour but we recommend at least two.



SPA VALLEY RAILWAY

West Station, Neville Terrace, Royal Tunbridge Wells, Kent, TN2 5QY

T: 01892 300141

E: enquiries@spavalleyrailway.co.uk

W: www.spavalleyrailway.co.uk



Key Information

Period of Operation:.....	Feb - Jan*
Adult Ticket Price:.....	£12
Junior Ticket Price:.....	£6
Group Discount Available:.....	Yes
No. Required for Discount:.....	20
Pre-booking Essential:.....	-
Guided Tours:.....	Yes
On-site Museum:.....	Yes
Disabled Access:.....	Yes
Catering Available:.....	Yes
Alcohol Licence:.....	Yes
Coach Parking:.....	Yes
Length of Track:.....	5.25 Miles
Number of Stations:.....	4

JOURNEY BACK IN TIME ON ONE OF BRITAIN'S UNIQUE HERITAGE RAILWAYS!

The Spa Valley Railway was originally opened by the London, Brighton & South Coast Railway between Tunbridge Wells West and Eridge in 1866. Its main purpose was to provide an additional through route for passengers and goods to the South Coast of England from Central London and Kent.

In December 1996 the line was re-opened for ¾ of a mile as a heritage railway, with an extension to Groombridge opening in August 1997 and Eridge in 2011. Today we are the biggest tourist attraction in Royal Tunbridge Wells and regularly convey passengers to all of the local attractions.

What else is in the area?

Groombridge Place & Enchanted Forest, The Junction Inn, The Crown Inn, St Thomas' Church of 1884, Harrison's Rocks, Forest Way to the historic villages of Withyham and Hartfield, The Pantiles, The Chalybeate Spring, Famous High Street, Dunorlan Park, Wellington Rocks, The Common, The Old Opera House, Calverley Grounds, High Rocks Inn & famous rocks themselves, The Huntsman Public House.

* Excluding November.

SWINDON & CRICKLADE RAILWAY

Blunsdon Station, Tadpole Lane, Blunsdon, Swindon, SN25 2DA

T: 01793 771615

E: scr@gmx.co.uk or scr@rudi.org.uk

W: www.swindon-cricklade-railway.org



Key Information

Period of Operation:.....	Mar - Dec
Adult Ticket Price:.....	£8
Junior (5+) Ticket Price:.....	£6
Group Discount Available:.....	Yes
No. Required for Discount:.....	10
Pre-booking Essential:.....	Yes
Guided Tours:.....	Yes
On-site Museum:.....	Yes
Disabled Access:.....	Yes
Catering Available:.....	Yes
Alcohol Licence:.....	Yes
Coach Parking:.....	Yes
Length of Track:.....	2.25 Miles
Number of Stations:.....	3

Now in its 41st year, Swindon & Cricklade Railway, Wiltshire's only standard gauge heritage railway, runs through picturesque North Wiltshire using both steam and diesel hauled trains. Recent track extensions provide a four and a half miles round trip.

Open most weekends, bank holiday Mondays and summer school holiday Wednesdays. Prices are for all-day Rover tickets - £2 reduction when Diesel-only hauled. Pre-Booking is essential for large groups and coach parties.

Santa Specials, Easter Egg Specials, Halloween Specials, a Vintage Transport Weekend, and a Wartime Weekend, are among the extensive list of special events throughout the year (special prices may apply).

The Railway is available for private hire for dinners, receptions, parties, or meetings. Either in the static Norwegian Railways carriage (restaurant), or with a privately hired train.

What else is in the area?


STEAM - The museum of the GWR

Swindon Outlet Village (Adjacent to STEAM)

Shopping for the shopaholics

Steam museum for the rail enthusiasts





ISLE OF WIGHT STEAM RAILWAY

**WELCOME ABOARD
FOR A SPECIAL
DAY OUT!**

Settle back and take in the stunning Isle of Wight countryside aboard one of our beautifully restored steam trains.

Havenstreet, Isle of Wight, PO33 4DS | 01983 882204 | iwsteamrailway.co.uk

THAMES STEAM PACKET BOAT COMPANY

Clewer Boathouse, Clewer Court Road,
Windsor, SL4 5JH

T: 01753 827377

E: sales@thamessteam.co.uk

W: www.thamessteam.co.uk



Key Information

Period of Operation:.....	Apr - Sep
Adult Ticket Price:.....	-
Junior (5+) Ticket Price:.....	-
Group Discount Available:.....	Yes
No. Required for Discount:.....	-
Pre-booking Essential:.....	Yes
Guided Tours:.....	Yes
On-site Museum:.....	-
Disabled Access:.....	Yes
Catering Available:.....	Yes
Alcohol Licence:.....	Yes
Coach Parking:.....	Yes
Length of Track:.....	-
Number of Stations:.....	2

Steam launches Nuneham and Streatley are rare examples of traditional Victorian and Edwardian steam powered passenger vessels. They were built in 1898 and 1905 for Salter Brothers in Oxford for the popular Oxford to Kingston service. Salters worked in partnership with British Rail capitalising on the convenience of combining the rail network that linked riverside towns. This allowed the Victorian and Edwardian working classes to enjoy a fantastic days holiday. With the riverside towns such as Windsor and Staines still being serviced by a reliable train service one can still enjoy those benefits today.

Nuneham and Streatley have both undergone sympathetic restorations. With gleaming brass, teak decks and polished woodwork they are the finest examples of their kind. They are powered by Sissons triple expansion steam engines along with new Scotch boilers. Both are exposed so that passengers can see their workings and our steam engineers are always more than pleased to talk knowledgeably and enthusiastically about the engine and the restoration.

There is a programme of special sailings, in particular afternoon tea cruises and lunch cruises, along with service trips, all of which can be booked online. Large groups or clubs can book these trips on non scheduled days benefitting from group rates and possibly exclusive use.

We are proud that they were chosen to lead the Royal Squadron at Her Majesty the Queen's Diamond Jubilee, and they have hosted many other prestigious events. Both are available for private charter for your milestone event such as a birthday or wedding anniversary celebration. They regularly convey wedding guests to their riverside venue having been married in Windsor's Guildhall.



AVON VALLEY RAILWAY

Bath Road, Bitton, Bristol, BS30 6HD

T: 01179 325538
 E: info@avonvalleyrailway.org
 W: www.avonvalleyrailway.org



Key Information

Period of Operation:.....	Apr - Oct
Adult Ticket Price:.....	£8.50
Junior Ticket Price:.....	£6.50
Group Discount Available:.....	Yes
No. Required for Discount:.....	20
Pre-booking Essential:.....	Yes
Guided Tours:.....	Yes
On-site Museum:.....	Yes
Disabled Access:.....	Yes
Catering Available:.....	Yes
Alcohol Licence:.....	Yes
Coach Parking:.....	Yes
Length of Track:.....	3 Miles
Number of Stations:.....	3

We're your friendly, local steam railway and we're bringing back the sounds and smells of steam to the Avon Valley.

Opened in 1869 by the Midland Railway as a through route between Birmingham and the South Coast our line was later linked to the iconic Somerset & Dorset Railway. Closed under the Beeching Axe of the 1960s the line was preserved by an enthusiastic group of volunteers. Today, 40 years on, three miles of track has been re-laid, locomotives and carriages restored and the sound of steam can once again be heard along the Avon Valley.

Our station site and buffet is open every day except Christmas Day. We run steam or diesel trains Wednesday, Saturday and Sunday from April to September (except the first Saturday of each month) plus Sundays in October and Tuesday to Thursday during school summer and half term holidays. You can see our beautifully restored Victorian station, take a ride in a heritage carriage behind one of our steam or diesel locomotives, enjoy lunch or afternoon tea in our station buffet and pick up a railway-themed souvenir in our gift shop.

What else is in the area?

A wide variety of local attractions in Bristol and Bath are within easy reach including ss Great Britain and mShed museum in Bristol and the Roman Baths in the historic city of Bath - both a 30 minute drive away. 2019 marks the 150th anniversary of the opening of the railway with events and activities to mark this special occasion. See our website for more details.

BABBACOMBE CLIFF RAILWAY

Babbacombe Downs Road, Torquay, TQ1 3LF

T: 01803 328750
 E: info@babbacombecliff railway.co.uk
 W: www.babbacombecliff railway.co.uk



Key Information

Period of Operation:.....	Feb - Dec
Adult Ticket Price:.....	£2.80
Junior Ticket Price:.....	£2
Group Discount Available:.....	Yes
No. Required for Discount:.....	20
Pre-booking Essential:.....	-
Guided Tours:.....	-
On-site Museum:.....	Yes
Disabled Access:.....	Yes
Catering Available:.....	Yes
Alcohol Licence:.....	Yes
Coach Parking:.....	-
Length of Track:.....	720ft
Number of Stations:.....	2

Babbacombe Cliff Railway provides the perfect way to travel from the top of Babbacombe Downs to the delightful Oddicombe Beach. Built in 1926 Babbacombe Cliff Railway has transported hundreds of thousands of people over the years.

When you alight at the bottom you can relax on Oddicombe Beach, enjoy the fabulous vista, wander around the Babbacombe Cliff Railway Visitor Centre (FREE admission) and have a coffee and snack or delicious meal at Three Degrees West bar and bistro on the beach with no need to worry about the steep walk back up the cliffs - just board the next carriage up and let the Cliff Railway take the strain.

There are all sorts of great events down on Oddicombe Beach throughout the year including:

- Saturday 11 May - Cliff Railway Day
- Saturday 8 June - John Ayres Ukelele Proms
- Saturday 14 September - Last Team Standing

Oddicombe Beach is a hidden treasure and well worth a visit. A real family beach it's a safe and friendly environment with everything you could want for a great day out including water sports and plenty for the children to do.

Babbacombe is full of fabulous things to do, places to eat and attractions to visit. Other great options in the area are Bygones, Babbacombe Theatre, Babbacombe Model Village and Kents Cavern. Babbacombe Downs is a beautiful spot to walk, eat ice cream or just sit on one of the many benches enjoying the spectacular view.



BIDEFORD RAILWAY HERITAGE CENTRE

The Signalbox, Old Railway Station, Station Hill, East-the-Water, Bideford, EX39 4BB

T: 07854 590503
W: www.bidefordrailway.co.uk



Key Information

Period of Operation:.....	Mar - Oct
Adult Ticket Price:.....	-
Junior Ticket Price:.....	-
Group Discount Available:.....	-
No. Required for Discount:.....	-
Pre-booking Essential:.....	-
Guided Tours:.....	-
On-site Museum:.....	Yes
Disabled Access:.....	-
Catering Available:.....	Yes
Alcohol Licence:.....	-
Coach Parking:.....	-
Length of Track:.....	220m
Number of Stations:.....	1

Bideford Railway Heritage Centre manages the Bideford station site and Instow signal box both of which are on the former railway line from Barnstaple to Bideford in North Devon.

The railway line is now part of the popular Tarka Trail and so our two sites provide points of interest to railway enthusiasts, cyclists and walkers alike, as well as to the more general visitor. In particular there is a visitor centre, museum and tearooms at Bideford. The museum will be enhanced to a Heritage Lottery-funded Interpretation Centre during 2019.

In the past we have operated a train service on our short operating line. We hope that repairs to our diesel locomotive will have been completed so we can do this again in 2019. Fares for this will be announced on our website when the service recommences. Access to our museum and signalboxes are by donation.

We endeavour to open as often as we can but this is subject to volunteers being available.

What else is in the area?

Bideford is an attractive seaport on the River Torridge. It has a bustling centre and market and is renowned for its 24 arched 14th Century bridge. It is well worth a walk across the bridge from the station.

BODMIN & WENFORD RAILWAY

Bodmin General Station, Bodmin, Cornwall, PL31 1AQ

T: 01208 73555
E: enquiries@bodminrailway.co.uk
W: www.bodminrailway.co.uk



Key Information

Period of Operation:.....	Feb - Oct
Adult Ticket Price:.....	£13
Junior Ticket Price:.....	£10
Group Discount Available:.....	Yes
No. Required for Discount:.....	10
Pre-booking Essential:.....	-
Guided Tours:.....	-
On-site Museum:.....	Yes
Disabled Access:.....	Yes
Catering Available:.....	Yes
Alcohol Licence:.....	Yes
Coach Parking:.....	Yes
Length of Track:.....	6.25 Miles
Number of Stations:.....	4

Groups can discover the excitement and nostalgia of the glorious era of steam with a journey back in time on the Bodmin & Wenford Railway.

They can experience first-class luxury dining on the Cornish Belle, share a cream tea with someone special or enjoy a pint on the platform at one of the many exciting events in 2019.

From high teas to murder mysteries, live music and special visits from childhood favourites, you'll find everything from the traditional to the unexpected at the Bodmin & Wenford Railway. A great half day out catering to your groups' requirements.

What else is in the area?

- Lanhydrock House (National Trust)
- Wheal Martyn - Cornish Clay Museum,
- Pencarrow House
- Camel Trail
- Camel Valley Vineyards
- Camel Valley Tea Rooms
- Cardinham Woods



DARTMOOR RAILWAY

Okehampton Station, Station Road,
Okehampton, EX20 1EJ

E: tarthurs@britamrail.com
W: www.weardale-railway.com



Key Information

Period of Operation:.....	Mar - Sep
Adult Ticket Price:.....	-
Junior Ticket Price:.....	-
Group Discount Available:.....	-
No. Required for Discount:.....	-
Pre-booking Essential:.....	-
Guided Tours:.....	-
On-site Museum:.....	Yes
Disabled Access:.....	Yes
Catering Available:.....	Yes
Alcohol Licence:.....	Yes
Coach Parking:.....	Yes
Length of Track:.....	16 Miles
Number of Stations:.....	2

Dartmoor Railway is a hidden gem in the mid Devon countryside, once South Western Railways mainline from Waterloo to Plymouth and North Cornwall.

Currently the railway is working toward the opening of a regular Exeter – Okehampton service and runs a fantastic special events calendar throughout the year.

You can enjoy dining for a traditional Sunday Lunch or Murder Mystery and Afternoon Tea trains to name a few.

There are some great family events too and of course the festive spectacle that is the fantastic Train to Christmas Town which runs through the festive season.

The Heritage Shuttle service travels from our beautiful Okehampton Station to Meldon Station, giving you easy access to explore the Dartmoor National Park and walk across Meldon Viaduct.

Our Meldon Buffet Car is situated adjacent to the viaduct with breath-taking open views, the perfect spot for a relaxing cuppa!

At Okehampton Station you can enjoy ample facilities including the Old Station Tea Room which is open 7 days a week year-round.

For full timetables and open times visit www.dartmoorrailway.com.

DARTMOUTH STEAM RAILWAY & RIVER BOAT COMPANY

Dartmouth Steam Railway, Queens Park
Station, Torbay Road, Paignton, TQ4 6AF

T: 01803 555872
E: enquiries@dsrrb.co.uk
W: www.dartmouthrailriver.co.uk



Key Information

Period of Operation:.....	Feb - Dec
Adult Ticket Price:.....	£18.25
Junior Ticket Price:.....	£11
Group Discount Available:.....	Yes
No. Required for Discount:.....	20
Pre-booking Essential:.....	Yes
Guided Tours:.....	-
On-site Museum:.....	Yes
Disabled Access:.....	Yes
Catering Available:.....	Yes
Alcohol Licence:.....	-
Coach Parking:.....	-
Length of Track:.....	7 Miles
Number of Stations:.....	5

Dartmouth Steam Railway steam trains travel seven miles along the most spectacular South Devon coast down into the Dart Valley, a designated area of outstanding beauty; with stations at Goodrington Sands, Churston and the beautiful village of Kingswear which sits proudly opposite the pretty Port of Dartmouth.

Dartmouth River Boats operate on the stunning River Dart offering daily scheduled services to the historic town of Totnes and Harbour Cruises operate daily from Dartmouth.

This unique offering combines steam railway, river and sea adventures for days out in Devon. The Round Robin is an award-winning full day out - a steam train journey, ferry crossing, river cruise and bus ride.

Other trips include:

“Steam & Cruise”. Paignton to Kingswear by steam train followed by a circular harbour cruise. “Sea Train Adventure”. Departs from Torquay, Haldon Pier. Sail to Dartmouth and return by steam train and bus. “Dartmouth Day Cruise”. Departs from Torquay, Haldon Pier. Sail to Dartmouth, time ashore and return. Paddle steamer Kingswear Castle.

There is no coach parking at either Paignton or Dartmouth but it is possible to pick up and drop off at Dartmouth and there is public parking nearby. Advance notice is required for pick up at Paignton but again there is public parking nearby. There is coach parking at Totnes. There is plenty more information and help for group organisers on the website.



West Somerset Railway GROUP TRAVEL

A great day out




Group benefits offered when booked in advance of travel



20 miles of tranquil steam hauled travel through the Quantock Hills and along the coast.

FOR MORE INFORMATION VISIT US AT
WWW.WEST-SOMERSET-RAILWAY.CO.UK
OR CALL US ON 01643 700398

EXMOOR YARN MARKET HOTEL & RESTAURANT DUNSTER



Stay at the
YARN MARKET HOTEL, DUNSTER

28 ensuite rooms Visit Britain *** (Hotel)

Tel: 01643 821425

Email: hotel@yarnmarkethotel.co.uk
www.yarnmarkethotel.co.uk

DEAN FOREST RAILWAY

Norchard Station, Forest Road, Lydney,
Glos, GL15 4ET

T: 01594 845840

E: groupbookings@deanforestrailway.co.uk

W: www.deanforestrailway.co.uk



Key Information

Period of Operation:.....	Mar - Dec
Adult Ticket Price:.....	£13
Junior Ticket Price:.....	£6
Group Discount Available:.....	Yes
No. Required for Discount:.....	20
Pre-booking Essential:.....	-
Guided Tours:.....	Yes
On-site Museum:.....	Yes
Disabled Access:.....	Yes
Catering Available:.....	Yes
Alcohol Licence:.....	Yes
Coach Parking:.....	Yes
Length of Track:.....	4.5 Miles
Number of Stations:.....	5

Dean Forest Railway celebrates the golden age of steam and diesel heritage train travel amid the Gloucestershire countryside.

The railway encompasses five stations, running from Norchard through Whitecroft, Parkend, Lydney and Lydney Junction.

Visitors can enjoy unlimited travel on the array of restored trains, which are manned by enthusiastic and knowledgeable staff. Attendees can alight as they wish to explore the surrounding area, visit local pubs or stop off for a picnic. A train museum and gift shop at Norchard station offer historic artefacts and mementoes respectively, and 'Whistle's Cafe' is open every operating day, serving a wide range of refreshments and meals.

The railway holds driving experiences for rail enthusiasts and seasonal events like evening meals, murder mysteries, Day Out With Thomas events and Santa Specials.

What else is in the area?

Perrygrove Narrow Gauge Railway, Puzzle Wood, Beechenhurst & the Sculpture Trail, Clearwell Caves, Taurus Crafts, Crazy Golf Lydney, Lydney Park Gardens, Go Ape, Dean Heritage Centre, Pedalabikeaway, Dean Forest Cycles, Canoe on the Wye, Wye Canoes, Goodrich Castle, Hopewell Colliery Museum, Kingfisher Cruises on the Wye, Wye Valley Butterfly Zoo and Littledean Jail.



GLOUCESTERSHIRE WARWICKSHIRE RAILWAY

The Railway Station, Toddington,
Cheltenham, GL54 5DT

T: 01242 621902 / 01242 621904

E: admin.assistant@gwsr.com

W: www.gwsr.com



Key Information

Period of Operation:.....	Mar - Oct
Adult Ticket Price:.....	£20
Junior Ticket Price:.....	£8
Group Discount Available:.....	Yes
No. Required for Discount:.....	10
Pre-booking Essential:.....	Yes
Guided Tours:.....	Yes
On-site Museum:.....	Yes
Disabled Access:.....	Yes
Catering Available:.....	Yes
Alcohol Licence:.....	Yes
Coach Parking:.....	Yes
Length of Track:.....	14 Miles
Number of Stations:.....	4 / 2 halts

The GWSR offers a 28-mile round trip between Cheltenham Racecourse, Winchcombe, Toddington and Broadway Stations, through some of the most spectacular scenery in the Cotswolds. The journey takes in panoramic views across the Severn Vale to the Malvern Hills and on to the Black Mountains in Wales. Close to Winchcombe is Greet tunnel which is the second longest on a preserved railway. North of Toddington Station the route traverses the spectacular 15-arch Stanway Viaduct. There is a buffet car for light refreshments on most trains, together with the Flag & Whistle at Toddington and the Coffee Pot 1950s café at Winchcombe for refreshments.

The GWSR's timetable takes advantage of the railway's facilities, as well as holding a variety of special events throughout the year. Trains are hauled by heritage steam or diesel locomotives and restored railcars. Journeys start from any of the stations and various journey options and durations are possible depending on the starting point. There is free parking at all stations except Broadway, which will have a Pay & Display car park with a discount for railway users.

For the 2019 season we are looking forward to our special events, including some new ones. Have a look at our website, www.gwsr.com, for full details.

What else is in the area?

Local attractions include Cheltenham Town, plus Broadway and the rest of the Cotswolds. More locally are Sudeley Castle and the attractive town of Winchcombe. Additionally there is Stanway House and Fountain – which at 300ft is the highest fountain in Britain and the highest gravity fountain in the world.

HELSTON RAILWAY

Trevarno Farm, Prospidnick, Helston,
TR13 0RY

T: 07901 977597

E: info@helstonrailway.co.uk

W: www.helstonrailway.co.uk



Key Information

Period of Operation:.....	Apr - Oct
Adult Ticket Price:.....	£8
Junior Ticket Price:.....	£5
Group Discount Available:.....	Yes
No. Required for Discount:.....	20
Pre-booking Essential:.....	-
Guided Tours:.....	-
On-site Museum:.....	-
Disabled Access:.....	-
Catering Available:.....	Yes
Alcohol Licence:.....	-
Coach Parking:.....	Yes
Length of Track:.....	1 Mile
Number of Stations:.....	3

Helston Railway is a hidden gem in the far west of Cornwall and boasts the most southerly station in Britain. The railway was rebuilt and is staffed by volunteers and prides itself on being a small and friendly attraction. We run standard gauge diesel and steam locomotives along a one mile stretch of the old Gwinear Road to Helston trackbed with stunning views across the Cornish countryside to the Lizard and the coast.

We are open for brake van rides with our heritage diesel locomotive between April and October each year. During peak dates, or by special arrangement, we run a steam train with a carriage. Running days are Thursdays and Sundays every week, and Wednesdays during school holidays. Special events are run every bank holiday weekend. Coach parties may be accommodated on other days by arrangement. We also have a buffet offering light lunches, hot snacks and cakes and a well stocked shop with a large selection of preloved railway books and railway themed gifts.

It is best suited to smaller coach parties and is a maximum 2 hour experience. We do not have disabled access on the trains or carriages, for detailed access information contact us for assistance. More information can be found on our website and facebook page.

We are the proud winners of the 2019 HRA National Annual Award for our outstanding new station at Truthall Halt. A beautiful recreation of a long lost GWR station on our branch line.





GET ALL STEAMED UP ON YOUR GROUP DAY OUT!

Bring your group, society or club for a memorable day out at the Avon Valley Railway

WHAT TO SEE ON YOUR VISIT

- ▶ See our beautifully restored Victorian station at Bitton
- ▶ Take a ride in a heritage carriage behind one of our steam or diesel locomotives
- ▶ Enjoy a combined train ride, cream tea and boat trip around Bristol Harbourside on our full day package
- ▶ Learn more about the history of the line in our small museum area
- ▶ Enjoy breakfast, lunch or afternoon tea in our station buffet (open daily)
- ▶ Pick up a railway-themed souvenir in our gift shop (open on our operating days)



Why not combine a visit with a trip to the new Aerospace Bristol museum in Filton or SS Great Britain on Bristol's harbourside for a full day of transport heritage?



Steam or Diesel trains operate:

Saturday & Sunday April to September (except the first Saturday of each month)

PLUS:


Selected Wednesdays May to September
Sundays in October and Tuesday to Thursday during school summer and half term holidays

Tel: 0117 932 5538 www.avonvalleyrailway.org

Bitton Railway Station, Bath Road, Bitton, Bristol BS30 6HD

BABBACOMBECLIFFRAILWAY.CO.UK

BABBACOMBE



ODDICOMBE

ODDICOMBE BEACH.CO.UK

LAPPA VALLEY STEAM RAILWAY

St. Newlyn East, Newquay, Cornwall, TR8 5LX

T: 01872 510317
E: info@lappavalley.co.uk
W: www.lappavalley.co.uk



Key Information

Period of Operation:.....	Mar - Nov
Adult Ticket Price:.....	£12.95
Junior Ticket Price:.....	£10.95
Group Discount Available:.....	Yes
No. Required for Discount:.....	-
Pre-booking Essential:.....	Yes
Guided Tours:.....	Yes
On-site Museum:.....	-
Disabled Access:.....	-
Catering Available:.....	Yes
Alcohol Licence:.....	Yes
Coach Parking:.....	-
Length of Track:.....	-
Number of Stations:.....	-

Lappa valley steam railway and leisure park operates 3 different railways in one great day out! Our 1.25 mile 15" gauge steam operated railway, our half mile 10.25" gauge diesel hauled railway and our 7.25" gauge little petrol hydraulic operated railway.

2019 Events:

- Spring Fun at Lappa Open weekends in March.
Tickets are just £7.50 per adult and child aged 3-15 years
- Easter Fun Good Friday 19 April - Easter Monday 22 April
- Fathers' Day Sunday 16 June
Dads go FREE with any full paying child (3-15 years) ticket
- Grandparents' Weekend Saturday 28 and Sunday 29 September
Grandparents go FREE with any full paying child (3-15 years) ticket.
- Halloween Fun Thursday 24 October - Thursday 31 October
- Steam Extravaganza - End of Season Celebration Saturday 2 and Sunday 3 November

What else is in the area?

- Eden Project
- Newquay Zoo
- Blue reef aquarium



LAUNCESTON STEAM RAILWAY

The Old Gas Works, St Thomas' Road,
Launceston, Cornwall, PL15 8DA

T: 01566 775665
E: jm@lstr.eclipse.co.uk
W: www.launceston.co.uk



Key Information

Period of Operation:.....	Apr - Oct
Adult Ticket Price:.....	£11.25
Junior Ticket Price:.....	£7.25
Group Discount Available:.....	Yes
No. Required for Discount:.....	15
Pre-booking Essential:.....	Yes
Guided Tours:.....	Yes
On-site Museum:.....	Yes
Disabled Access:.....	Yes
Catering Available:.....	Yes
Alcohol Licence:.....	-
Coach Parking:.....	Yes
Length of Track:.....	2.5 Miles
Number of Stations:.....	2

Launceston is an interesting and historical town, once the ancient capital of Cornwall. For the visitor, there is the Norman castle, creating a distinctive landmark; the parish church has a sad story to tell and is unique in its carved granite exterior. Nearby is the Lawrence House Museum, in a street with exquisite Georgian houses, whilst the town square has buildings both ancient and modern. The railway looks as if it has been there for ever, but in fact the route used to be part of the mainline from Waterloo to Padstow. The railway runs through an area of great landscape value, along the beautiful and unspoilt Kensey Valley between Launceston and Newmills, a small hamlet 2½ miles away where it terminates adjacent to Newmills Farm Park. Trains are all hauled by steam locomotives which once worked in the slate quarries of North Wales. Built by the Hunslet Engine Company of Leeds between 1883 and 1901, they are all maintained in the railway's own well-equipped workshops.

Launceston Station, sheltered by the platform canopy formerly at Tavistock North, has a specialist bookshop, with a large selection of railway books and DVDs, as well as a gift shop and a café. Refreshments range from hot and cold meals to snacks and of course, cream teas! The station area was once the site of an Augustinian Priory and visitors can view some of the remains. The Museum houses a fascinating collection of items associated with transport, from the days when British engineering was the envy of the world.

Whatever the weather, there is plenty to enjoy at the railway - tickets are valid for unlimited travel on the day of issue and groups enjoy generous discounts (please telephone for details).

LYNTON & BARNSTAPLE RAILWAY

Woody Bay Station, Martinhoe Cross,
Parracombe, Barnstaple, EX31 4RA

T: 01598 763487
E: enquiries@lynton-rail.co.uk
W: www.lynton-rail.co.uk



Key Information

Period of Operation:.....	Mar - Dec
Adult Ticket Price:.....	£7.50
Junior Ticket Price:.....	£3
Group Discount Available:.....	Yes
No. Required for Discount:.....	6
Pre-booking Essential:.....	-
Guided Tours:.....	-
On-site Museum:.....	-
Disabled Access:.....	Yes
Catering Available:.....	Yes
Alcohol Licence:.....	-
Coach Parking:.....	Yes
Length of Track:.....	1 Mile
Number of Stations:.....	2

Opened in 1898 and built to a gauge of one foot eleven and a half inches (600mm), the railway closed in 1935. What you see today at Woody Bay is the first phase of rebuilding one of the world's most famous and picturesque narrow gauge railways; the legendary Lynton & Barnstaple Railway.

The re-opened section allows visitors a taste of travel by steam train along the original 'L&B Railway' route above the Heddon Valley near Parracombe in South West England's Exmoor National Park.

This initial section allows our visitors to experience a taste of what will one day become one of the ultimate narrow gauge treasures of the world as they once again travel by train along the original route on the longest closed section of railway line to have ever been reopened solely through volunteer effort.

The railway is owned by a charitable trust and almost all work is carried out by unpaid volunteers.


The eventual aim is to re-open the entire 19 miles between Lynton and Barnstaple.

For more details including Special Events go to www.lynton-rail.co.uk.

What else is in the area?

Visitor attractions include Lynton & Lynmouth Cliff Railway, Exmoor Zoo and Watermouth Castle.





STEAM

Museum of the Great Western Railway

A First Class Day Out


STEAM - Museum of the Great Western Railway

Fire Fly Avenue, Swindon SN2 2EY

Tel: 01793 466646


www.steam-museum.org.uk

 www.facebook.com/steammuseum

 @steam_museum



FAR MORE THAN A STEAM TRAIN RIDE



SOUTH DEVON RAILWAY

BUCKFASTLEIGH • STAVERTON • TOTNES

Just the ticket!

3 GREAT ATTRACTIONS
1 AMAZING DAY

TO GO ON OUR LINE GO ONLINE!

Refreshment Rooms,
Gift Shop, Museum, Gardens and more

Great Deals for Groups

Buckfastleigh • Staverton • Totnes

www.southdevonrailway.co.uk **01364 644370**

LYNTON & LYNMOUTH CLIFF RAILWAY

The Esplanade, Lynmouth, North Devon,
EX35 6EQ

T: 01598 753486

E: contact@cliffrailwaylynton.co.uk

W: www.cliffrailwaylynton.co.uk

Key Information

Period of Operation:.....	Feb - Nov
Adult Ticket Price:.....	£2.90
Junior Ticket Price:.....	£1.80
Group Discount Available:.....	Yes
No. Required for Discount:.....	25
Pre-booking Essential:.....	-
Guided Tours:.....	-
On-site Museum:.....	-
Disabled Access:.....	Yes
Catering Available:.....	Yes
Alcohol Licence:.....	Yes
Coach Parking:.....	-
Length of Track:.....	862ft
Number of Stations:.....	2



This historic water powered Victorian railway opened in 1890 and has connected the twin towns of Lynton & Lynmouth ever since. The 862 feet of track rises 500 feet with an impressive gradient of 57% providing stunning views across Lynmouth Bay and the area affectionately known as 'England's Little Switzerland'.

This fascinating cliff lift uses only water and the weight of the passengers as its motive power, the car going down must weigh more than the one going up to make it work. Simple, yet ingenious, engineering and probably the most environmentally friendly tourist attraction in the country. The railway is a fully working listed heritage monument and remains the steepest and the highest fully water powered railway in the world. It is the UK's only fully water powered railway and one of only three examples left in the world.

The Cliff Railway is a popular attraction for all ages and dogs are welcome too! It's open from February to November. The Cliff Railway's very own Cliff Top Café is at the top station perched 500ft above Lynmouth where you can enjoy spectacular views and refuel with a range of hot and cold meals, drinks and Cream Teas.

What else is in the area?

Lynton & Lynmouth is 'England's Switzerland' and offers beaches, secluded wooded walks and the Valley of the Rocks, a designated Site of Scientific Interest with its own family of resident goats!



SEATON TRAMWAY

Harbour Road, Seaton, Devon, EX12 2NQ

T: 01297 20375

E: info@tram.co.uk

W: www.tram.co.uk



Key Information

Period of Operation:.....	Feb - Jan
Adult Ticket Price:.....	£10
Junior Ticket Price:.....	£7.50
Group Discount Available:.....	Yes
No. Required for Discount:.....	12
Pre-booking Essential:.....	Preferred
Guided Tours:.....	Yes
On-site Museum:.....	-
Disabled Access:.....	Yes
Catering Available:.....	Yes
Alcohol Licence:.....	Yes
Coach Parking:.....	Yes
Length of Track:.....	3 Miles
Number of Stations:.....	3

Travel Back in Time to a Golden Age of Travel. Never ridden a tram before? Now's your chance! Seaton Tramway is a day out like no other. Start your journey at Seaton and ride inland to Colyton, one of Devon's hidden jewels, or start at Colyton and arrive at Seaton, the gateway to the Jurassic Coast. With open-top double deckers for panoramic views of the estuary and enclosed saloons in wet weather, we've got the lot!

We have a fantastic choice of freshly home-cooked food using local produce and ingredients – and don't miss our famous Devon clotted cream teas! Our gift shop is an Aladdin's cave stocked with a variety of exciting gifts, confectionery, local produce, books and Tramway souvenirs.

Feeling adventurous? Why not join us for a ride through two beautiful nature reserves, Seaton Marshes and Colyford Common, next to the glorious River Axe estuary, which plays host to an everchanging selection of birds through the seasons. Seaton Tramway's Bird Watching Trips give you exclusive access to remote parts of the valley and you are likely to see between 30 and 50 different species of bird during your 2-hour trip.

Pre-booked groups are welcome all year round, even out of season. For further information: 01 297 20375, info@tram.co.uk or www.tram.co.uk.

What else is in the area?

The coastal resort of Seaton is now a gateway town to the Jurassic Coast, a United Nations Educational, Scientific and Cultural Organisation World Heritage Site, whilst the historic town of Colyton is described as 'Devon's Most Rebellious Town' for its part in the Monmouth Rebellion of 1685.

SOUTH DEVON RAILWAY

The Station, Dart Bridge Road,
Buckfastleigh, Devon, TQ11 0DZ

T: 01364 644370

E: trains@southdevonrailway.org

W: www.southdevonrailway.org



Key Information

Period of Operation:.....	Mar - Oct
Adult Ticket Price:.....	£14.50
Junior Ticket Price:.....	£8
Group Discount Available:.....	Yes
No. Required for Discount:.....	10
Pre-booking Essential:.....	-
Guided Tours:.....	-
On-site Museum:.....	Yes
Disabled Access:.....	Yes
Catering Available:.....	Yes
Alcohol Licence:.....	Yes
Coach Parking:.....	Yes
Length of Track:.....	7 Miles
Number of Stations:.....	3

The multi-award-winning South Devon Railway is one of the West Country's best-loved tourist attractions and is the longest established steam railway in the south west. The line is a quintessential former Great Western Railway branch line and, in 2019, is celebrating the 50th anniversary of its opening as a preserved railway.

The South Devon Railway runs along the stunning valley of the River Dart between Buckfastleigh and Totnes Riverside, stopping halfway at Staverton and passing through glorious scenery, rich in wildlife. The steam trains offer a wonderful all day, all weather attraction for families and visitors of all ages.

As well as the steam train ride, there is loads to see and do at Buckfastleigh, with beautiful gardens, a riverside picnic area, museum, workshop and refreshment rooms, plus a great gift shop with a superb selection of souvenirs and model railway items. On certain days, the miniature railway and garden railway at Buckfastleigh are also running.

Buckfastleigh station, which is just off the A38, midway between Exeter and Plymouth, has plenty of free car parking. The SDR station at Totnes Riverside is a short walk from Totnes town and the main line station is some 500 yards away on foot.

What else is in the area?

Dartmoor Otters & Buckfast Butterflies is next to Buckfastleigh station. Here, you can see tropical butterflies in their specially-designed rainforest habitat and meet three species of otter. Next to Totnes Riverside lies the Totnes Rare Breeds Farm with its wonderful collection of friendly animals to meet.



TRAVEL BACK IN TIME TO A GOLDEN AGE of TRAVEL

Start your journey at Seaton and ride inland to Colyton, one of Devon's hidden jewels, or start at Colyton and arrive at Seaton, the gateway to the Jurassic Coast...

OPEN DAILY

16TH - 24TH FEB
30TH MAR - 3RD NOV
27TH DEC - 5TH JAN

OPEN WEEKENDS
2ND - 24TH MARCH

EVENTS & EXPERIENCES INCLUDING...

TRAM DRIVING LESSONS
DRIVERS EYE EXPERIENCES
BIRDWATCHING TRAMS
WILDLIFE & LANDSCAPE
PHOTOGRAPHY TRAMS

A PERFECT DAY FOR GROUPS & COACH TRAVEL

GROUP FARES APPLY!
WWW.TRAM.CO.UK/GROUPS

WILDLIFE PHOTOGRAPHER OF THE YEAR



100 WILDLIFE PHOTOGRAPHS 10TH MARCH - 10TH MAY

TRAM.CO.UK/WPY



TRAM.CO.UK INFO@TRAM.CO.UK 01297 20375 HARBOUR ROAD, SEATON, EX12 2WD



ON TRACK FOR 2019!

Murder Mysteries
Steam, Beer & Jazz
The Gruffalo*
Wallace & Gromit*
Mother's & Father's Day Events
Lunchtime & Evening Dining Trains
Pub Quizzes & Cream Teas
Santa by Steam

Check our website for details, dates & times

bodminrailway.co.uk

Bodmin General Station, Bodmin PL31 1AG

01208 73555

enquiries@bodminrailway.co.uk

*Subject to confirmation



STEAM - MUSEUM OF THE GREAT WESTERN RAILWAY

Fire Fly Avenue, Swindon, SN2 2EY

T: 01793 466637

E: adminsteam@swindon.gov.uk

W: www.steam-museum.org.uk



Key Information

Period of Operation:.....	Jan - Dec
Adult Ticket Price:.....	£9.35
Junior Ticket Price:.....	£6.95
Group Discount Available:.....	Yes
No. Required for Discount:.....	15
Pre-booking Essential:.....	-
Guided Tours:.....	Yes
On-site Museum:.....	Yes
Disabled Access:.....	Yes
Catering Available:.....	Yes
Alcohol Licence:.....	Yes
Coach Parking:.....	Yes
Length of Track:.....	n/a
Number of Stations:.....	-

The sights, sounds and smells of iconic GWR engines welcome visitors through the doors as they experience the creative story-telling displays of STEAM – Museum of the Great Western Railway. STEAM is housed in a beautifully restored Grade II railway building set in the heart of the former GWR Swindon Railway Works. There are many interactive and hands-on exhibits to suit all ages and interests, a unique 'working' Signal Box and steam train simulator. Legendary locomotives include No. 6000 King George V, No. 3717 City of Truro, No. 4073 Caerphilly Castle and No. 2818. There's even the chance to get onto the footplate of these marvellous machines at the Meet the Railway Workers events held on alternate Saturdays when visitors can chat to STEAM volunteers and learn more about the exhibits.

A journey through STEAM follows the very beginnings of the famous railway – pioneered by engineering genius Isambard Kingdom Brunel – and explores the vital roles played by the GWR and its employees during wartime and in the development of travel and transport. Visitors also experience the 'golden age of steam' and the wonderful sense of glamour associated with the GWR in its heyday. A stop at STEAM's own Seaside Pier, with a selection of working vintage slot machines, completes the fascinating round trip. Many special events run throughout the year, including the renowned Swindon Railway Festival on 7 and 8 September.

STEAM has its own Platform One Café and in-house hospitality services. Refreshments range from cream teas to three course gala dinners. Or visitors can simply pop into the Café (subject to space availability). Discounts are available for groups of 15 or more and introductory talks are available (for an extra fee) when booking in advance.



SWANAGE RAILWAY

Station House, Station Approach,
Swanage, BH19 1HB

T: 01929 425800

E: reservations@swanagerailway.co.uk

W: www.swanagerailway.co.uk



Key Information

Period of Operation:.....	Apr - Oct
Adult Ticket Price:.....	£15
Junior Ticket Price:.....	£8
Group Discount Available:.....	Yes
No. Required for Discount:.....	15
Pre-booking Essential:.....	Yes
Guided Tours:.....	-
On-site Museum:.....	Yes
Disabled Access:.....	Yes
Catering Available:.....	Yes
Alcohol Licence:.....	Yes
Coach Parking:.....	Yes
Length of Track:.....	6 Miles
Number of Stations:.....	5

The Swanage Railway is the picture postcard branch line to the seaside. Steam trains run for six miles, weaving their way from Norden through the beautiful Purbeck countryside, past the magnificent ruins of Corfe Castle and the charming countryside station of Harmans Cross to the sandy beach at Swanage, the eastern gateway to the Jurassic Coast, a World Heritage Site.

The Swanage Railway is one of the country's most intensively operated steam railways, with trains running daily from the end of March to the end of October as well as most weekends throughout the year. The railway runs a programme of themed events including steam and diesel galas, a classic transport rally as well as Santa Specials and other yuletide celebrations during the festive season. "The Wessex Belle", the Swanage Railway's renowned dining train, offers luncheon, afternoon tea and evening dinner services from March to October with Christmas luncheons during December.

The grand seaside terminus of the line, Swanage station, retains the charm of holidays of days gone by with its long canopy, luggage barrows and evocative travel posters. The well-stocked gift shop is open every day trains are running and offers a wide selection of souvenirs, gifts, toys and local products to suit all tastes and budgets. The 'Birds Nest Buffet, a cafeteria coach located at the end of the platform, serves a wide range of snacks, lunches, the famous Dorset cream tea and delicious locally produced ice cream, cakes and preserves. The Purbeck Mineral and Mining Museum is located next to Norden Station. Visitors can discover part of Purbeck's fascinating hidden past and explore the rich history of ball clay mining in the Isle of Purbeck.

WEST SOMERSET RAILWAY

The Railway Station, Minehead, Somerset,
TA24 5BG

T: 01643 700398

E: groups@wsrail.net

W: www.west-somerset-railway.co.uk



Key Information

Period of Operation:.....	Apr - Oct
Adult Ticket Price:.....	£11
Junior Ticket Price:.....	£5.50
Group Discount Available:.....	Yes
No. Required for Discount:.....	16
Pre-booking Essential:.....	Yes
Guided Tours:.....	Yes
On-site Museum:.....	Yes
Disabled Access:.....	Yes
Catering Available:.....	Yes
Alcohol Licence:.....	Yes
Coach Parking:.....	Yes
Length of Track:.....	20 Miles
Number of Stations:.....	10

The West Somerset Railway is a 20-mile heritage steam railway running between Bishops Lydeard (Nr Taunton) and Minehead on the Somerset Coast.

All trains are wheelchair accessible and most have toilets, a buffet car with bar on board.

We can help plan your day out and itinerary with optional add-ons as part of your trip, including free guided talks.

Why not combine your trip with other attractions in the area like Dunster. For enthusiasts why not visit one of our major special events? We have Steam and Diesel Galas at various points throughout the year.

The West Somerset Railway also offers a wide range of Steam and Diesel Driver Experience courses.

From novice to expert, the course allows you to realise your ambition making a long held dream a reality.


What else is in the area?

Places of interest along the line include the medieval Dunster, a village full of character and charm. It is also home to the National Trust's Dunster Castle, which is a must see for visitors. The harbour towns of Watchet and Minehead which are situated right on the coast are points of interest too.



STEAM TRAINS & BOAT TRIPS

TORQUAY • PAIGNTON • DARTMOUTH • TOTNES



01803 555872

www.dartmouthrailriver.co.uk

DARTMOOR RAILWAY

Travel The Southern Way

Special Events

- The Old Station Tea Room
- Meldon Buffet Car
- Heritage Shuttle Service

Relax, Explore & Discover moor by rail

A wonderfully traditional day out for the whole family

Dartmoorrailway.com

0800,023,2383

dartmoorrailwayenquiries@britamrail.com

YEOVIL RAILWAY CENTRE

Yeovil Junction Station, Stoford, Yeovil, Somerset, BA22 9UU

T: 01935 410420

E: yeovilrailway@hotmail.com

W: www.yeovilrailway.freeserves.com

Key Information

Period of Operation:.....	Mar - Dec
Adult Ticket Price:.....	£8
Junior Ticket Price:.....	£4
Group Discount Available:.....	Yes
No. Required for Discount:.....	10
Pre-booking Essential:.....	-
Guided Tours:.....	-
On-site Museum:.....	Yes
Disabled Access:.....	Yes
Catering Available:.....	Yes
Alcohol Licence:.....	-
Coach Parking:.....	-
Length of Track:.....	0.3 Miles
Number of Stations:.....	1



Yeovil Railway Centre was established in 1983 to preserve the 70ft Southern Railway turntable and to develop facilities for service Main Line steam locomotives.

Since then the Charity has built a two road Engine Shed/Workshop and also taken over control of the 'Transfer Shed', one of only three left in the country. This building oozes atmosphere and was built by Great Western Railway in 1864 to facilitate the movement of goods from Brunel's broad gauge lines to the London & South Western Railway standard gauge railway. Many original features remain and this now serves as our Visitor Centre and small museum.

One industrial steam engine is currently in service although resident 'Pectin' is due back in steam during 2019. On our train days, visitors ride in an historic brake van or a coach (with disabled access - check when in use). There is no Disabled toilet at present although plans exist to rectify this. A Miniature Railway runs on these days together with our Model Railway. We offer turntable demonstrations with a commentary. On School Summer holidays we operate a diesel at a reduced price on Tuesdays.

Check website for further details, days of opening and prices vary according to the event. During train days one child is admitted per paying adult. Special events, Halloween and Santa all feature as does visits by main line steam engines to use the Charity's facilities.

What else is in the area?

Royal Navy Museum - Yeovilton, Haynes Motor Museum - Sparkford, National Trust properties - notably Montacute and Stourhead, Jurassic Coast.



ALN VALLEY RAILWAY

Lionheart Station, Lionheart Business Park, Alnwick, NE66 2EZ

T: 07713 559678

E: getintouch@alnvalleyrailway.co.uk

W: www.alnvalleyrailway.co.uk



Key Information

Period of Operation:.....	Mar - Sep
Adult Ticket Price:.....	£5
Junior Ticket Price:.....	£2
Group Discount Available:.....	Yes
No. Required for Discount:.....	-
Pre-booking Essential:.....	-
Guided Tours:.....	Yes
On-site Museum:.....	Yes
Disabled Access:.....	Yes
Catering Available:.....	Yes
Alcohol Licence:.....	-
Coach Parking:.....	Yes
Length of Track:.....	0.3 Miles
Number of Stations:.....	1

The Award-winning Aln Valley Railway is recreating as far as possible the route between Alnmouth Station on the East Coast Main Line and Alnwick, along the original track bed.

Lionheart Station was constructed on a green field site to the east of the A1 Alnwick bypass. An embankment has been built to take the track down onto the old Alnmouth to Alnwick trackbed. Track has been laid to the Cawledge Viaduct and is being extended a couple of hundred yards beyond, to Greenrigg, where a halt and run-round loop are being constructed. Hopefully these will be ready for the start of the 2019 season. The return journey will be over 2 miles long. Two Mk 1 coaches, a BSK and an SK, form the trains and one of two steam locomotives, RICHBORO or Austerity Number 60, will provide haulage on Special Event Days. Trains will be diesel-hauled on other days.

Trains run on Saturdays and Sundays (plus Bank Holiday Mondays) during Special Events. On other weekends the trains run on Sundays only. There are Tuesday and Thursday diesel-hauled trains in school holidays. There are also Santa trains and Mince Pie Specials during the Festive Season. Full details are available on the website.

What else is in the area?

The large county of Northumberland has numerous attractions. The most notable are Alnwick Castle (Hogwarts) and Gardens, Bamburgh Castle, Holy Island and Lindisfarne, the Farne Islands and the Chillingham herd of wild white cattle. Other railways to visit are the Heatherslaw Light Railway near Etal, the North Tyneside Railway and Stephenson Museum, North Shields, the South Tynedale Railway at Alston and the Woodhorn Light Railway at Woodhorn Museum, Ashington. Go to www.visitnorthumberland.com for more information.

BEAMISH - THE LIVING MUSEUM OF THE NORTH

Beamish, County Durham, DH9 0RG

T: 01913 704000

E: museum@beamish.org.uk

W: www.beamish.org.uk



Key Information

Period of Operation:.....	Jan - Dec
Adult Ticket Price:.....	£19
Junior Ticket Price:.....	£11
Group Discount Available:.....	Yes
No. Required for Discount:.....	15
Pre-booking Essential:.....	Yes
Guided Tours:.....	-
On-site Museum:.....	Yes
Disabled Access:.....	Yes
Catering Available:.....	Yes
Alcohol Licence:.....	Yes
Coach Parking:.....	Yes
Length of Track:.....	0.25 Miles
Number of Stations:.....	1

The award-winning Beamish Museum is a must-see part of any visit to the North of England.

Ride a steam train through the Georgian landscape and explore Pockerley Old Hall and its beautiful terraced gardens. Stroll down the cobbled street of The 1900s Town, visit the Edwardian shops and find out who lives in Ravensworth Terrace. Call into the cottages to see how miners and their families lived in The 1900s Pit Village, learn your times tables in the school and meet the pit ponies. Take a trip underground with a guided tour of our drift mine. Experience life on the Home Front during the Second World War at The 1940s Farm.

Beamish Museum is open all year and offers a packed programme of exciting events, from the Great North Festival of Transport and the Georgian Fair to the Festival of 50s and a whole season of Christmas celebrations. There's no extra charge for daytime events, they're included in the admission price.

There's free coach parking and free admission for coach drivers and group visit organisers (minimum 15+ paying visitors). Beamish has been awarded Coach Friendly Status by The Confederation of Passenger Transport UK.

To find out more, contact the Bookings Officer:

0191 370 4026, bookings@beamish.org.uk, www.beamish.org.uk/group-visits.



BISHOP AUCKLAND LTD (NATIONAL RAIL)

The Railway Station, Bob Haristy Drive,
Bishop Auckland, Co. Durham, DL14 7TL

T: 01388 661394

E: alexnelson@dunelm.org.uk

W: www.nationalrail.com



Key Information

Period of Operation:.....	Jan - Dec
Adult Ticket Price:.....	See Web
Junior Ticket Price:.....	See Web
Group Discount Available:.....	Yes
No. Required for Discount:.....	10-100
Pre-booking Essential:.....	Yes
Guided Tours:.....	Yes
On-site Museum:.....	-
Disabled Access:.....	Yes
Catering Available:.....	-
Alcohol Licence:.....	-
Coach Parking:.....	-
Length of Track:.....	-
Number of Stations:.....	2,564

We sell tickets from any station to any station, for groups and individuals and sell split tickets where this is sensible to reduce your fare. We can advise how to get the best mix of group tickets and railcards (where a greater discount applies) and frequently manage transport for big conferences and events from multiple origins. Try booking two people on the same train from separate stations on internet sites and you'll see why we have built a business on friendly and efficient service from a team who are both computer literate and network literate too.

We can book you anywhere on the National Rail network, in person, on the phone or on the internet, although we would recommend a phone conversation or personal visit (if practicable) to sort a group booking to ensure you get the best price and sensible reservations for a group to sit together,

Where the ticketing system allows, we can book you direct on to heritage railways, so for example we have a direct ticket to Pickering on the North Yorkshire Moors Railway using the Esk Valley Line from any north east station. Other lines have a National Rail interface, e.g. Bluebell at East Grinstead, Watercress at Alton or Worth Valley line at Keighley, which could be combined with a trip on the Settle and Carlisle Line. The good thing about travelling by train is that you're not constrained by a group size of 49 on a standard coach: we can cope with 20 or 70 (or more) on most lines.

We often speak to groups about fares and ticketing on Britain's railways in the north east and London area, and our Station Master has given after dinner speeches around the country regaling people with the tales of ticketing and nationalrail.com. If we can help you plan for your group, or for an individual, please contact us.

CENTRAL TRAMWAY COMPANY, SCARBOROUGH LTD

Marine Parade, Scarborough, North
Yorkshire, YO11 2ER

T: 01723 501754

E: info@centraltramway.co.uk

W: www.centraltramway.co.uk



Key Information

Period of Operation:.....	Feb - Oct
Adult Ticket Price:.....	£1
Junior Ticket Price:.....	£1
Group Discount Available:.....	-
No. Required for Discount:.....	-
Pre-booking Essential:.....	-
Guided Tours:.....	-
On-site Museum:.....	-
Disabled Access:.....	Yes
Catering Available:.....	Café
Alcohol Licence:.....	Yes
Coach Parking:.....	-
Length of Track:.....	234ft
Number of Stations:.....	2

Established in 1881, Central Tramway is Scarborough's historic cliff railway linking the town's primary hotel district with the attractions of the South Bay seafront. Situated in the heart of this picturesque seaside town on the Yorkshire Coast, the Company is preserving the heritage of the site for future generations, whilst celebrating its Victorian past.

The Tramway has seen several major engineering upgrades in its history. Originally powered by steam, the Tramway changed to electric power in 1932, and in 2009 the manual drive system was replaced by a fully automated system, significantly improving the safe operation of the cliff railway.

A major refurbishment programme was undertaken in 2012 to restore and enhance the original Victorian features and livery. Two colourful period murals have also recently been added to the station walls, improving the exterior appearance.

As a fully functioning Victorian cliff railway, and a site of local historical significance, the Tramway actively promotes school and local community visits, bringing to life its vibrant social and industrial heritage. Every September the Tramway participates in the National Heritage Open Day Weekend, offering visitors a guided tour of the stations and machine room.

During the busy months between April and October the Tramway is open 7 days a week. In the quieter winter months between October and February the Tramway is open weekends only to allow for vital maintenance work. During the festive period from Boxing Day to New Year the Tramway reopens for 7 days (work schedule permitting). Please consult the website for more detailed opening dates and times.



DERWENT VALLEY LIGHT RAILWAY

c/o Yorkshire Museum of Farming, Murton Lane, Murton, York, YO19 5UF

T: 01904 489966

E: info@dvlr.org.uk

W: www.dvlr.org.uk



Key Information

Period of Operation:.....	Easter - Sep
Adult Ticket Price:.....	£7.50
Junior Ticket Price:.....	£6
Group Discount Available:.....	Yes
No. Required for Discount:.....	See Web
Pre-booking Essential:.....	-
Guided Tours:.....	Yes
On-site Museum:.....	Yes
Disabled Access:.....	Limited
Catering Available:.....	Yes
Alcohol Licence:.....	-
Coach Parking:.....	Yes
Length of Track:.....	0.5 Miles
Number of Stations:.....	1

The Derwent Valley Light Railway (DVLr) was opened officially on 19th July 1913 by Lady Deramore. The line was born out of the Light Railways Act of 1896, which permitted local authorities to build and fund private railways. The DVLr remained independent until closure, escaping grouping in 1923 and nationalisation in 1948. The original line ran for 16 miles from York (Layerthorpe) and served a number of rural villages along the Derwent Valley down to Cliff Common near Selby.

Due to a decrease in numbers, timetabled passenger services ended in 1926 but freight services continued until final closure in 1981. The line was reduced in length gradually, the final open section being from Layerthorpe to Dunnington. A number of enthusiast trains were operated by the DVLr during the mid - to late - 1970s in conjunction with the National Railway Museum. Currently, the only remaining section of the line is that based at Murton Park, the base of the Yorkshire Museum of Farming.

In the late 1980s, the surviving track bed was donated to the Yorkshire Museum of Farming. Since then, the single-track, half-mile line has been developed into a fully operational railway with signalling, a run-round loop, platform and station building, the latter being an original DVLr structure formerly at Wheldrake. The station building now houses the Society shop, along with details that chart the line's history. The operation of passenger trains began again in 1993 and trains now operate every Sunday and Bank Holiday Monday from Easter until the end of September. A number of additional running days are held throughout the year for special events, including the increasingly popular Santa Special services during December.

Today, the railway is run entirely by volunteers from the DVLr Society and what you see before you is the result of over 20 years' hard work.


ELSECAR HERITAGE RAILWAY

The Railway Office, Wath Road, Elsecar, Barnsley, S74 8HJ

T: 01226 746746

E: enquiries@elsecarrailway.co.uk

W: www.elsecarrailway.co.uk



Key Information

Period of Operation:.....	Jan - Jan
Adult Ticket Price:.....	£5
Junior Ticket Price:.....	£2.50
Group Discount Available:.....	Yes
No. Required for Discount:.....	20
Pre-booking Essential:.....	For Groups
Guided Tours:.....	Yes
On-site Museum:.....	Yes
Disabled Access:.....	Yes
Catering Available:.....	Yes
Alcohol Licence:.....	Yes
Coach Parking:.....	Yes
Length of Track:.....	1 Mile
Number of Stations:.....	1

Elsecar Heritage Railway is an exciting steam line & educational centre, with bundles of history and a committed team of volunteers who deliver a whole range of experiences for passengers, groups and individuals.

The railway was built in 1850, to extract thousands of tons of coal from South Yorkshire's coal mines. Now, EHR offers visitors the chance to learn, remember and explore the area. Reach our beautifully restored station building over a period footbridge or accessible-friendly level crossing, before stepping into the world of the 'Coalfield Line'.

Journeys take approximately 30 minutes, with visits extended by a visit to our exhibition space. This area tells the story of our mining history, and is worth a look! Elsecar is easily accessed by road, being just three miles from the M1 motorway with plenty of coach and car parking space.

EHR can cater for a whole variety of requirements, laying on cream teas, ploughman's lunches or fine dining in restored 1950s carriages at competitive prices. Trains run every Sunday, and Wednesdays in summer though other times can be easily arranged.

Elsecar is one of Britain's leading 'Footplate Course' providers, offering over 600 people the chance to drive an historic steam or diesel locomotive. These courses work well for groups up to 12, and can be arranged to give your customers a unique experience of heritage railway life.

So head down to Elsecar, the railway giving you a ride of Yorkshire Heritage.






**THE KIRKLES
KLR
LIGHT RAILWAY**

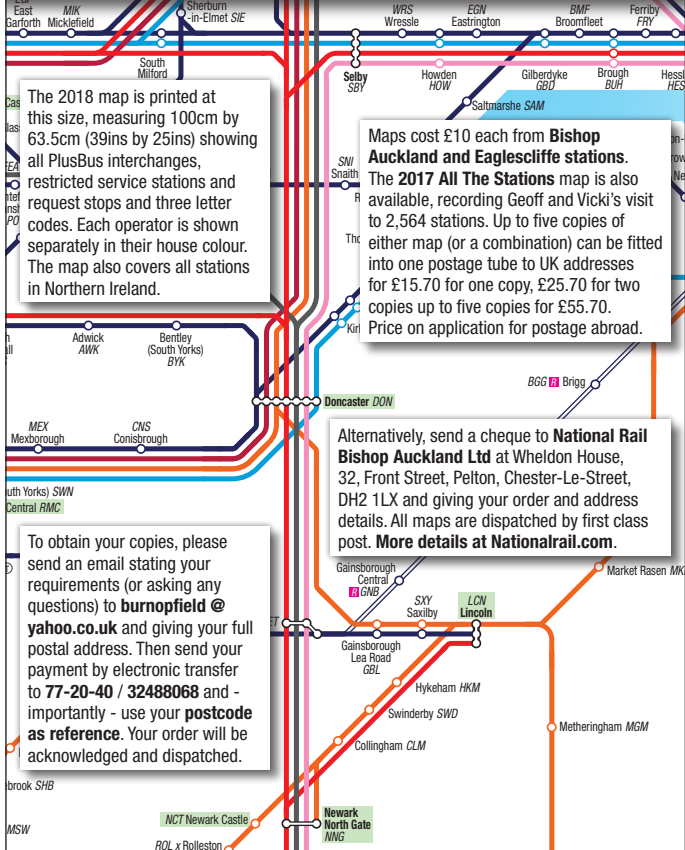
Yorkshire's Great Little Steam Trains

STEAM TRAINS RUN WEEKENDS & DAILY DURING SCHOOL HOLIDAYS!

E: info@kirkleslightrailway.com T: 01484 865727
www.kirkleslightrailway.com

[@kirkleslightrly](https://www.facebook.com/kirkleslightrly) [@KLRailway](https://www.instagram.com/kirkleslightrailway) [kirkleslightrailway](https://www.instagram.com/kirkleslightrailway)
 Kirkles Light Railway, Park Mill Way, Clayton West, HD8 9XJ

**Available now:
the December 2018
National Rail Map, from** 



The 2018 map is printed at this size, measuring 100cm by 63.5cm (39ins by 25ins) showing all PlusBus interchanges, restricted service stations and request stops and three letter codes. Each operator is shown separately in their house colour. The map also covers all stations in Northern Ireland.

Maps cost £10 each from **Bishop Auckland and Eaglescliffe stations**. The **2017 All The Stations** map is also available, recording Geoff and Vicki's visit to 2,564 stations. Up to five copies of either map (or a combination) can be fitted into one postage tube to UK addresses for £15.70 for one copy, £25.70 for two copies up to five copies for £55.70. Price on application for postage abroad.

Alternatively, send a cheque to **National Rail Bishop Auckland Ltd** at Wheldon House, 32, Front Street, Pelton, Chester-Le-Street, DH2 1LX and giving your order and address details. All maps are dispatched by first class post. **More details at Nationalrail.com.**

To obtain your copies, please send an email stating your requirements (or asking any questions) to **burnopfield@yahoo.co.uk** and giving your full postal address. Then send your payment by electronic transfer to **77-20-40 / 32488068** and - importantly - use your **postcode as reference**. Your order will be acknowledged and dispatched.

EMBSAY & BOLTON ABBAY STEAM RAILWAY

Bolton Abbey Station, Bolton Abbey,
Skipton, BD23 6AF

T: 01756 710614
 E: embasy.steam@btinternet.com
 W: www.embsayboltonabbeyrailway.org.uk

Key Information

Period of Operation:	Jan - Dec
Adult Ticket Price:	£12
Junior Ticket Price:	£6
Group Discount Available:	Yes
No. Required for Discount:	50
Pre-booking Essential:	-
Guided Tours:	-
On-site Museum:	-
Disabled Access:	Yes
Catering Available:	Yes
Alcohol Licence:	Yes
Coach Parking:	Yes
Length of Track:	4.5 Miles
Number of Stations:	2



The Embsay & Bolton Abbey Steam Railway runs just under 5 miles between the recreated award-winning station at Bolton Abbey and Embsay station which was built in 1888. The railway lovingly recreates a section of the former Midland Railway, Skipton to Ilkley line.

In 1965 the infamous Dr Beeching closed this secondary main line. The lines were lifted and scrapped and the stations abandoned to slowly be destroyed by the elements. Over the last 40 years the volunteers of the railway have laboured to purchase the trackbed and relay the railway between Embsay Station and Bolton Abbey Station and have constructed a new halt, in between the two called Holywell Halt. As well as the track laying, Bolton Abbey Station has been recreated on its original site - incredibly almost all with donated materials and labour. Now over 100,000 people a year visit the line christened by its passenger 'Yorkshire's friendly line'.

The line hosts many events during the year, including an incredible 1940s weekend in September when the line reverts to the dark wartime days with troops recreating the life of a country railway in wartime. Another ever-popular visitor is Santa Claus who rides the line between late November and Christmas. For 2019 the line has a visit from the National Festival Circus over the August Bank Holiday.

Most trains are hauled by one of the collection of magnificently restored steam tank engines. During the summer on most Saturday evenings Evening Eats operate serving fish & chips from Skipton's famous Bizzie Lizzies, or a Curry Train from a local curry house; although pre-booking is needed for the evening services no booking is required for the daytime operations. There are gift shops at both Embsay and Bolton Abbey Stations. Both Stations have pleasant tearooms and picnic areas; there is ample free car parking at both Bolton Abbey and Embsay Stations.

HEAD OF STEAM - DARLINGTON RAILWAY MUSEUM

Darlington Railway Museum, North Road Station, Darlington, DL3 6ST

T: 01325 405060

E: headofsteam@darlington.gov.uk

W: www.head-of-steam.co.uk



Key Information

Period of Operation:.....	Jan - Dec
Adult Ticket Price:.....	£4.95
Junior Ticket Price:.....	£3.75
Group Discount Available:.....	Yes
No. Required for Discount:.....	10
Pre-booking Essential:.....	Yes
Guided Tours:.....	Yes
On-site Museum:.....	Yes
Disabled Access:.....	Yes
Catering Available:.....	Yes
Alcohol Licence:.....	Yes
Coach Parking:.....	Yes
Length of Track:.....	n/a
Number of Stations:.....	n/a

The Stockton and Darlington Railway was opened on 27th September, 1825, with the prime purpose of transporting coal from the South West Durham collieries around Shildon, West Auckland and Witton Park, to the River Tees at Stockton, for shipment to the south of England. The Stockton & Darlington was by no means the first railway but its opening in 1825 marked a very significant step in the development of railways by bringing together two features for the first time: the concept of a public railway, available to all, for transport of passengers and goods and the use of steam locomotives.

The ceremonial opening on 27 September, 1825, was the first occasion on which a steam locomotive was used to haul passengers on a public railway. The locomotive concerned, Stephenson's 'Locomotion', still exists and is displayed at Head of Steam, which is situated on the original 1825 S & DR route.

Head of Steam - Darlington Railway Museum originally opened in September 1975 in North Road Station. Following a major refurbishment in 2007, the museum is better able to tell the story of the Stockton and Darlington Railway and its impact on Darlington and the rest of the world. As well as being housed in the characterful station building from 1842, the museum houses several locomotives on loan from the National Railway Museum - these include Locomotion No 1 (1825), Derwent (1845), 1463 (1885) and 901 (a Q7 from 1919).

It is possible to get a train to the museum from the East Coast main line at Darlington Station to North Road and along the branch line between Bishop Auckland and Saltburn by the Sea.

HEATHERSLAW LIGHT RAILWAY

Ford Forge, Heatherslaw, Cornhill-on-Tweed, Northumberland, TD12 4TP

T: 01890 820244 / 01890 820317

E: info@heatherslawlightrailway.co.uk

W: www.heatherslawlightrailway.co.uk



Key Information

Period of Operation:.....	Apr - Oct
Adult Ticket Price:.....	£7.50
Junior Ticket Price:.....	£4.50
Group Discount Available:.....	Yes
No. Required for Discount:.....	12
Pre-booking Essential:.....	Yes
Guided Tours:.....	-
On-site Museum:.....	-
Disabled Access:.....	Yes
Catering Available:.....	-
Alcohol Licence:.....	-
Coach Parking:.....	Yes
Length of Track:.....	2 Miles
Number of Stations:.....	2

Travel on the most northerly steam railway in England! Enjoy a 4 mile return journey through the beautiful Northumberland countryside pulled by our steam locomotives "Bunty" and "Lady Augusta" or our diesel "Binky".

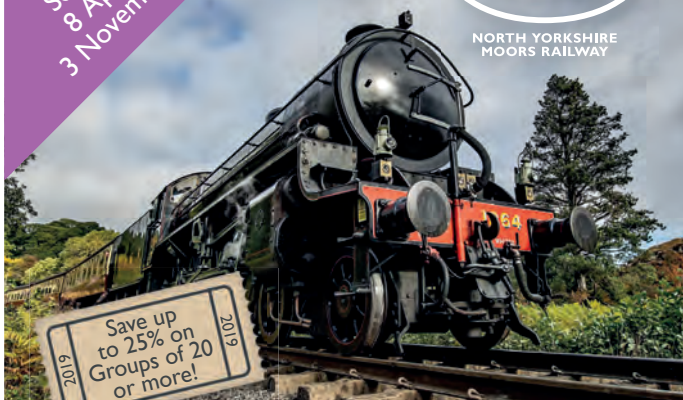
- Open every day throughout the season.
- All weather coaches.
- Free parking.
- Two wheelchair compartments.
- Dogs travel free.
- Model Railway

What else is in the area?

A short walk from Heatherslaw Station takes you to Ford and Etal Visitor Centre and the working Heatherslaw Corn Mill. The Heatherslaw Tearoom is on site to offer refreshments. At Etal Station there is the English Heritage Etal Castle. A short distance beyond is the picturesque village of Etal with the Lavender Tearoom available to provide light lunches and refreshments.



2019
Season
8 April -
3 November



2019
Save up
to 25% on
Groups of 20
or more!

EXPERIENCE 24 MILES OF YORKSHIRE'S AMAZING SCENERY

The North Yorkshire Moors Railway is one of the world's greatest heritage experiences with thrills and family fun at its heart. Let your group climb on board a steam or heritage diesel train on one of the most historic lines in the UK.



nymr.co.uk

Book Now T: 01751 477700 E: grouptravel@nymr.co.uk

WEARDALE RAILWAY



...discover by rail

Special Events

No 40 Cafe

Heritage Service

Gift Shop



weardale-railway.com

0800 023, 2383

Relax, Explore, Enjoy..

Calls free from a landline

weardalerailwayenquiries@britamrail.com

a wonderful day out for the whole family

KEIGHLEY & WORTH VALLEY RAILWAY

The Railway Station, Haworth, West Yorkshire, BD22 8NJ

T: 01535 645214

E: group.bookings@kwvr.co.uk

W: www.kwvr.co.uk



Key Information

Period of Operation:.....	Jan - Dec
Adult Ticket Price:.....	£12
Junior Ticket Price:.....	£6
Group Discount Available:.....	Yes
No. Required for Discount:.....	20
Pre-booking Essential:.....	-
Guided Tours:.....	Yes
On-site Museum:.....	Yes
Disabled Access:.....	Yes
Catering Available:.....	Yes
Alcohol Licence:.....	Yes
Coach Parking:.....	Yes
Length of Track:.....	5 Miles
Number of Stations:.....	6

The KWVR is a standard gauge branch line which joins the national railway network at Keighley, West Yorkshire, and runs five miles along the Worth Valley to Oxenhope. Other stations on the line are at Ingrow West (home to the Rail Story Museums), Damems, Oakworth (location of the film *The Railway Children*) and Haworth (the former home of the Brontë family). In 2018 the KWVR celebrated its 50th anniversary since it was reopened by a group of dedicated volunteers in 1968 and continues to be run by passionate volunteers to this day.

The decision to uphold the atmosphere of the 1950s branch line has been hugely popular, not least with filmmakers and TV producers. Over the years, the Railway has appeared in many TV and film productions, most recently *Swallows and Amazons* and *Peaky Blinders*. The railway is justifiably proud that its painstaking attention to detail pays off so handsomely. It is a railway for all seasons, where winter visitors can see the stations bathed in gaslight and warm themselves in front of the coal fires in the waiting rooms and in Summer, their gardens are alive with blooms.

Throughout the year KWVR attracts visitors from all over the world to a number of events that run throughout the months from the ever popular Steam Gala to the fantastically successful Beer and Music Festival. They really do offer something for everyone.

What else is in the area?

Visitor attractions include: Brontë Parsonage Museum, Cliffe Castle and East Riddlesden Hall.



KIRKLEES LIGHT RAILWAY

Park Mill Way, Clayton West, Nr
Huddersfield, HD8 9XJ

T: 01484 865727

E: info@kirkleeslightrailway.com

W: www.kirkleeslightrailway.com



Key Information

Period of Operation:.....	Feb - Dec
Adult Ticket Price:.....	£7.50
Junior Ticket Price:.....	£5.50
Group Discount Available:.....	Yes
No. Required for Discount:.....	15
Pre-booking Essential:.....	Yes
Guided Tours:.....	Yes
On-site Museum:.....	-
Disabled Access:.....	-
Catering Available:.....	Yes
Alcohol Licence:.....	-
Coach Parking:.....	Yes
Length of Track:.....	3.5 Miles
Number of Stations:.....	4

Running along the route of the old Clayton West Branch Line, the Kirklees Light Railway is a popular heritage attraction for all ages. Climb aboard the trains for a scenic 3 ½ mile journey along the 15 inch narrow gauge railway between Clayton West and Shelley. The journey will take you through the beautiful South Pennine Foothills, the longest tunnel on a narrow gauge railway in the UK and the station at Shelley offers splendid views of the surrounding countryside.

Passengers will be able to watch the engines being turned on the turntable and enjoy home-made treats in the Buffer Stop Café at Clayton West and the Tea Room at Shelley. Catering can be provided for group visits and is pre-bookable at the time of making your reservation. The souvenir gift shop provides plenty of choice for gifts and mementos for your visit and also stocks a range of model railway products. The railway connects with various local footpaths which pass through local villages and surrounding areas.

For the little ones there are outdoor adventure play areas located at both ends of the line with picnic areas. A miniature railway is also often available providing rides around the duck pond at Clayton West.

Why not make your visit a little more special with a visit to the engine shed? Tours can be pre-booked at the time of making your reservation. Special events also run regularly throughout the year including Day Out With Thomas, Steam and Diesel Galas and Santa Specials. The Kirklees Light Railway has a large free car park to offer convenient coach parking and is located within 5 miles of the M1 motorway.

'LOCOMOTION' - NATIONAL RAILWAY MUSEUM AT SHILDON

Dale Road Industrial Estate, Shildon, Co.
Durham, DL4 2RE

T: 01904 685780

E: info@locomotion.org.uk

W: www.locomotion.org.uk



Key Information

Period of Operation:.....	Feb - Dec
Adult Ticket Price:.....	£3
Junior Ticket Price:.....	£3
Group Discount Available:.....	-
No. Required for Discount:.....	n/a
Pre-booking Essential:.....	Yes
Guided Tours:.....	Yes
On-site Museum:.....	Yes
Disabled Access:.....	Yes
Catering Available:.....	Yes
Alcohol Licence:.....	-
Coach Parking:.....	Yes
Length of Track:.....	1km
Number of Stations:.....	1

At Locomotion you can see highlights of the national collection of railway vehicles in the world's first railway town.

The town of Shildon has had an exciting story to tell since the earliest days of the rail industry, making it the perfect place to explore the rich seam of local railway history and discover how the railways have changed all our lives.

We operate our on-site passenger service at various times throughout the year, giving you the chance to experience Shildon's railway heritage first-hand.

The journey takes you along the original line of the Stockton & Darlington Railway, past the museum's Collection Building and back towards the historic coal drops - the perfect way to take in our main sights and truly appreciate the power of steam.

Check <https://www.locomotion.org.uk/whats-on/steam-rides> for the dates of our next train rides. Times vary throughout the day, so visit the Collection Building on arrival to check availability and buy your ticket.

What else is in the area?

Venture further into the Vale of Durham and uncover our history and heritage at nearby Auckland Castle, or head to Beamish - The Living Museum of the North. Visit Durham City and marvel at the awe-inspiring Durham Cathedral, recently voted the UK's Number One Landmark and Durham Castle - together forming a UNESCO World Heritage Site.





VISIT THE PLACE WHERE RAILWAYS WERE BORN

- Interactive displays and audio visual equipment
- Temporary exhibitions
- Themed family event days
- Ken Hoole Study Centre
- Education events and children's activities
- Conference and event facilities
- Locomotion No.1, built by railway pioneer George Stephenson


There really is something for everyone!

DARLINGTON
A MOST INGENUOUS TOWN


Head of Steam – Darlington Railway Museum,
North Road Station, Darlington DL3 6ST.
Tel: 01 325 405060 Email: headofsteam@darlington.gov.uk
Website: www.head-of-steam.co.uk

TANFIELD RAILWAY
THE WORLD'S OLDEST RAILWAY

A HISTORIC AND PICTURESQUE STEAM TRAIN JOURNEY WITHIN EASY REACH OF NEWCASTLE, GATESHEAD AND DURHAM



GREAT GROUP RATES



Dating back to 1725, a whole century before the Stockton and Darlington Railway, the Tanfield is the world's oldest railway!

Old Marley Hill, Gateshead, Tyne and Wear, NE16 5ET
Email info@tanfield-railway.co.uk Tel. 07508 092365

[f](#) [i](#) [t](#) [v](#) [e](#)

MIDDLETON RAILWAY

Middleton Railway, The Station, Moor Road, Leeds, LS10 2JQ

T: 08456 801758
E: info@middletonrailway.org.uk
W: www.middletonrailway.org.uk



Key Information

Period of Operation:..... Mar - Dec
Adult Ticket Price:..... £7
Junior Ticket Price:..... £3.50
Group Discount Available:..... Yes
No. Required for Discount:..... 10
Pre-booking Essential:..... -
Guided Tours:..... Yes
On-site Museum:..... Yes
Disabled Access:..... Yes
Catering Available:..... Yes
Alcohol Licence:..... -
Coach Parking:..... Yes
Length of Track:..... 1 Mile
Number of Stations:..... 2

The Middleton Railway was the first railway authorised by an Act of Parliament in 1758 and has operated trains every year since. The railway also saw the World's first commercially successful steam locomotives operated in 1812 and was also the first standard gauge railway opened by enthusiasts, back in June, 1960. Today we operate from our station at Moor Road to Middleton Park Halt, adjacent to the historic Middleton Park and woods, which have a variety of walks along with a small café and lake.

Our Engine House museum charts the history of the Middleton Railway and the extensive Leeds locomotive building industry, with fine examples of locomotives from several different builders. Some of these locomotives can be accessed by visitors. The building also has a café and children's play area where parents can supervise their children whilst enjoying refreshments.

We run diesel trains on Saturdays and also Summer Wednesdays, with Steam on Sundays and Bank Holiday Mondays, many of which are hauled by our "Leeds Collection" of locomotives.

We have a variety of special events throughout the year, ranging from enthusiast events to those directly aimed at families and particularly young children, whilst parents can also book birthday parties for their children, hauled by one of our historic locomotives. The railway can also cater for tour parties, providing not only train rides, but also catering options, guided tours for participants and of course suitable parking facilities, all by contacting us beforehand.

The railway is fully accessible for disabled passengers, with no steps between car park and train, our train can accommodate up to 4 wheelchairs at any one time.



MUSEUM OF RAIL TRAVEL - THE VINTAGE CARRIAGES TRUST

Ingrow Station, West Yorkshire, BD22 8NJ

T: 01535 680425

E: admin@vintagecarriagestrust.org

W: www.vintagecarriagestrust.org

Key Information

Period of Operation:.....	Jan - Dec
Adult Ticket Price:.....	£3
Junior Ticket Price:.....	£2
Group Discount Available:.....	Yes
No. Required for Discount:.....	10
Pre-booking Essential:.....	-
Guided Tours:.....	-
On-site Museum:.....	Yes
Disabled Access:.....	Yes
Catering Available:.....	-
Alcohol Licence:.....	-
Coach Parking:.....	Yes
Length of Track:.....	-
Number of Stations:.....	-



The Museum of Rail Travel, also known as the Carriage Works, is situated at Ingrow West Station on the Keighley and Worth Valley Railway.

It is a part of the 'Rail Story' site which also includes The Railway Station and the Bahamas Locomotive Society Engine Shed, Museum.

Admission to both Museums is free with a KWVR Day Rover and there is also a Joint Museum ticket available at £5 for adults and £4 for concessions.

The Museum is open 364 days a year (closed Christmas Day).

What else is in the area?

Keighley and Worth Valley Railway

NATIONAL RAILWAY MUSEUM

Leeman Road, York, YO26 4XJ

T: 03330 161010

E: info@railwaymuseum.org.uk

W: www.railwaymuseum.org.uk

Key Information

Period of Operation:.....	Dec - Dec
Adult Ticket Price:.....	Free
Junior Ticket Price:.....	Free
Group Discount Available:.....	Free
No. Required for Discount:.....	n/a
Pre-booking Essential:.....	-
Guided Tours:.....	-
On-site Museum:.....	Yes
Disabled Access:.....	Yes
Catering Available:.....	Yes
Alcohol Licence:.....	-
Coach Parking:.....	-
Length of Track:.....	n/a
Number of Stations:.....	n/a



Home to iconic locomotives and an unrivalled collection of engineering brilliance, we celebrate the past, present and future of innovation on the railways. We're home to over 200 years of history and a million fascinating railway objects, including the world's finest collection of royal carriages and Queen Victoria's favourite saloon.

Watch turntable demonstrations, climb on board historic carriages and find out fascinating facts from our experts in daily talks and demonstrations.

Discover high speed travel on the Japanese bullet train, visit our replica of Stephenson's Rocket and marvel at Mallard, the world's fastest steam locomotive.

Ride on the miniature railway and try our explosive science shows, along with steam rides at weekends and school holidays.

Dedicated to igniting our visitors' curiosity about the people, places and engineering marvels behind the railways, we put our passion for amazing stories into everything we do.

What else is in the area?

Discover a rich tapestry of entertainment in York and beyond. York has an incredible wealth of things to see and do, with the ancient walled centre offering more attractions per square mile than any other destination in the UK.



WORTH VALLEY

GROUP BOOKINGS WELCOME! SHARE YOUR STEAM EXPERIENCE



KEIGHLEY & WORTH VALLEY RAILWAY

Discounted rates for groups • Reserved seating available for advanced bookings • Free car parking available

kwvr.co.uk

01535 645214 group.bookings@kwvr.co.uk



NORTH YORKSHIRE MOORS RAILWAY

Pickering Station, Pickering, North
Yorkshire, YO18 7AJ

T: 01751 477700

E: grouptravel@nymr.co.uk

W: www.nymr.co.uk



Key Information

Period of Operation:.....	Apr - Oct
Adult Ticket Price:.....	£33
Junior Ticket Price:.....	£16.50
Group Discount Available:.....	Yes
No. Required for Discount:.....	20
Pre-booking Essential:.....	-
Guided Tours:.....	Yes
On-site Museum:.....	Yes
Disabled Access:.....	Yes
Catering Available:.....	Yes
Alcohol Licence:.....	-
Coach Parking:.....	-
Length of Track:.....	18 Miles
Number of Stations:.....	5 / 1 halt

Visit the North Yorkshire Moors Railway and embark on a journey deep into the heart of the North York Moors National Park.

Let your group experience a steam or heritage diesel train ride between Whitby and Pickering on one of the most historic lines in the UK.

Discounts available for groups of 20+.

What else is in the area?

Pickering

Historic Market Town, Beck Isle Museum of Rural Life and 13th-century castle.

Levisham

Country walks through the North York Moors National Park.

Goathland

Hogsmeade Station in the first Harry Potter film and featured as Aidensfield in ITV's Heartbeat.

Grosmont

Home to the engineering world of the NYMR.

Whitby

Whitby Abbey, Captain Cook Memorial Museum, Dracula Experience.



STEPHENSON RAILWAY MUSEUM

Middle Engine Lane, North Shields, NE29 8DX

T: 01912 007146

E: info@stephensonrailwaymuseum.org.uk

W: www.stephensonrailwaymuseum.org.uk



Key Information

Period of Operation:.....	Apr - Oct
Adult Ticket Price:.....	£6
Junior Ticket Price:.....	£4
Group Discount Available:.....	Yes
No. Required for Discount:.....	4
Pre-booking Essential:.....	-
Guided Tours:.....	-
On-site Museum:.....	Yes
Disabled Access:.....	Yes
Catering Available:.....	Yes
Alcohol Licence:.....	-
Coach Parking:.....	Yes
Length of Track:.....	1.75 Miles
Number of Stations:.....	2

Relive the glorious days of the steam railway at Stephenson Railway Museum in North Shields. George and Robert Stephenson spent 20 years in North Tyneside developing their pioneering ideas which helped spread railways and locomotives around the world. Today the Museum celebrates their achievement. A range of fascinating locomotives are on display including George Stephenson's 'Billy', a forerunner of the world-famous Rocket and the world's third oldest surviving steam locomotive. Interactive exhibitions explore how trains work and the impact on peoples' lives of coal and electricity, crucial in the development of railway power.

The railway operates on Sunday and Bank Holiday Mondays from Easter to end of October with a 3 1/2 mile return journey. The passenger train is usually steam hauled by 1939 Peckett 'Jackie Millburn'. Please see our website for timetable and event details.

The Museum is home to:

- The early locomotive 'Billy' - built in Newcastle around 1816 and used for hauling coal
- Steam and diesel locomotives used on Tyneside and elsewhere from as early as the 1880s
- An electrically-powered parcels van of 1904 from the pioneering Tyneside suburban electric railway system
- An electric locomotive - built in 1909 for use on a colliery line
- Passenger coaches from the 1950s.

TANFIELD RAILWAY

Old Marley Hill, Gateshead, Tyne & Wear, NE16 5ET

T: 07508 092365

E: info@tanfield-railway.co.uk

W: www.tanfield-railway.co.uk



Key Information

Period of Operation:.....	Jan - Dec
Adult Ticket Price:.....	£10.50
Junior Ticket Price:.....	£6.50
Group Discount Available:.....	Yes
No. Required for Discount:.....	10-90
Pre-booking Essential:.....	Yes
Guided Tours:.....	Yes
On-site Museum:.....	-
Disabled Access:.....	Limited
Catering Available:.....	Yes
Alcohol Licence:.....	-
Coach Parking:.....	Yes
Length of Track:.....	3 Miles
Number of Stations:.....	4

Take a trip on the world's oldest railway, with a history stretching back to 1725.

Enjoy a journey through the picturesque Causey Valley in Victorian style carriages with a lovingly restored steam locomotive.

The railway is steeped in history, a perfect addition to any visit to Durham or Newcastle Gateshead, just minutes from Beamish, Metrocentre and other attractions.

Take a stroll across Causey Arch, a triumph of early engineering and the world's oldest surviving railway bridge. Step inside Marley Hill engine shed, the oldest building of its type in Europe, still carrying out its original role.

Guided tours by knowledgeable and friendly staff can be arranged at no extra charge.

Our period style refreshment room at Andrews House offers a range of drinks and snacks in the ambience of a countryside station.

Trains run every Sunday and Bank Holiday throughout the year, plus selected Thursdays and Saturdays during school holidays.

A range of special events take place throughout the year celebrating aspects of railway heritage or providing added attractions for families, photographers and railway enthusiasts.

Ample free off road parking available.



STEAM RAILWAY

EMBSAY & BOLTON ABBEY

Steam trains run every Sunday throughout the year and up to seven days a week during the summer

As seen on
GREAT
BRITISH
RAILWAY
JOURNEYS
with Michael Portillo

GROUPS WELCOME

www.embsayboltonabbeyrailway.org.uk Telephone: 01756 710614

Bolton Abbey Station, Nr Skipton, North Yorkshire BD23 6AF

WEARDALE RAILWAY

Stanhope Station, Station Road,
Stanhope, Durham, DL13 2YS

E: tarthurs@britamrail.com

W: www.weardale-railway.com

Key Information

Period of Operation:.....	Mar - Oct
Adult Ticket Price:.....	-
Junior Ticket Price:.....	-
Group Discount Available:.....	Yes
No. Required for Discount:.....	-
Pre-booking Essential:.....	-
Guided Tours:.....	-
On-site Museum:.....	-
Disabled Access:.....	Yes
Catering Available:.....	Yes
Alcohol Licence:.....	Yes
Coach Parking:.....	Yes
Length of Track:.....	16 Miles
Number of Stations:.....	3



Weardale Railway was once a part of the historical Stockton and Darlington line with a terminus at Wearhead.

Weardale Railways CIC owns sixteen miles of track between Bishop Auckland and Eastgate in Weardale, County Durham.

Weardale is a beautiful area, much of which falls within the North Pennines AONB, and is a fantastic place for outdoor pursuits including walking, cycling, and watching the local wildlife.

Our railway currently runs between Witton-le-Wear and Stanhope Station, nestled in beautiful Stanhope. A trip along the line will allow you breath-taking views of the surrounding scenery from a viewpoint that can't be seen by road.

Currently, we have a growing offering of special events for everyone to enjoy, from delicious traditional Afternoon Tea Trains to the festive spectacle of the fabulous Train to Christmas Town.

The Weardale Railway Trust also operates a summer heritage service and café no.40 is open at Stanhope Station for fantastic home baked fayre.

Visit www.weardale-railway.com for timetables and open times.



WENSLEYDALE RAILWAY

Leeming Bar Station, Leases Road,
Leeming Bar, North Yorkshire, DL7 9AR

T: 01677 425805

E: admin@wensleydalerailway.com

W: www.wensleydalerailway.com



Key Information

Period of Operation:.....	Feb - Dec
Adult Ticket Price:.....	£15
Junior Ticket Price:.....	£1
Group Discount Available:.....	Yes
No. Required for Discount:.....	12
Pre-booking Essential:.....	-
Guided Tours:.....	Yes
On-site Museum:.....	-
Disabled Access:.....	Yes
Catering Available:.....	Yes
Alcohol Licence:.....	Yes
Coach Parking:.....	Yes
Length of Track:.....	22 Miles
Number of Stations:.....	5

The Wensleydale Railway is a heritage line running from Leeming Bar to Redmire in the Yorkshire Dales National Park, passing through the Georgian market town of Bedale and the Dale market town of Leyburn.

With constantly changing scenery from the arable lands of the Vale of Mowbray in the east to the hills of the Yorkshire Dales in the west.

The line is a predominantly heritage diesel line, with steam services operating over weekends, special events and the summer months.

The Wensleydale Railway is a remarkable survivor. Having lost its passenger services in 1954 and almost half its route mileage by the early 1960s, the line survived until 1992 by carrying limestone to the smelters on Teesside. When that traffic finished, the Ministry of Defence decided to use the line for occasional transport of military vehicles and this traffic kept the line alive until 1990 when the Wensleydale Railway Association was formed to build support and eventually form a company to take on a 100 year lease on the 22 miles of line from Northallerton to Redmire although we currently only have 17 miles in operation.

What else is in the area?

Visitor attractions include: Forbidden Corner, Brymore ice cream, Bolton Castle, Wensleydale Creamery, Middleham Castle, Thorpe Perro and Richmond Castle.

WOODHORN NG RAILWAY

Woodhorn Museum and Archives,
Ashington, Northumberland, NE63 9YF

T: 07906 009569

E: woodhornrailway1993@gmail.com

W: www.woodhornnarrowgaugerailway.weebly.com



Key Information

Period of Operation:.....	Feb - Dec
Adult Ticket Price:.....	£2
Junior Ticket Price:.....	£1
Group Discount Available:.....	-
No. Required for Discount:.....	-
Pre-booking Essential:.....	-
Guided Tours:.....	Yes
On-site Museum:.....	Yes
Disabled Access:.....	Yes
Catering Available:.....	Yes
Alcohol Licence:.....	-
Coach Parking:.....	Yes
Length of Track:.....	1 Mile
Number of Stations:.....	3

Woodhorn Railway offers a fantastic way to experience what it was like to travel as a miner.

We operate three two-foot ex mining Locomotives and have three man riding coaches and an accessible carriage, along a mile long track with a return trip totalling 20 minutes.

What else is in the area?

Woodhorn Museum

Situated in the historic colliery site

Northumberland Archives

Home to 800 years of Northumberland's history



Are you interested in any of our other publications?

Get in touch to be added to our mailing list



01743231135 | info@blueprintmedia.org.uk | blueprintguide.co.uk



YORKSHIRE WOLDS RAILWAY

Fimber Halt, Beverley Road, Fimber, YO25 3HG

T: 01377 338053

E: info@yorkshirewoldsrailway.org.uk

W: www.yorkshirewoldsrailway.org.uk



Key Information

Period of Operation:	Apr - Oct
Adult Ticket Price:	£1.50
Junior Ticket Price:	£1.50
Group Discount Available:	-
No. Required for Discount:	-
Pre-booking Essential:	-
Guided Tours:	Yes
On-site Museum:	Yes
Disabled Access:	-
Catering Available:	-
Alcohol Licence:	-
Coach Parking:	Yes
Length of Track:	300ft
Number of Stations:	1

The Yorkshire Wolds Railway was formed in October 2008, exactly 50 years after closure of the Malton to Driffield line.

The aim is to restore at least part of the railway as a heritage attraction, working with all interested parties to enhance tourism in the area. We have cosmetically restored a BR MK1 full brake coach and turned it into our static visitor centre which gives a glimpse into how the Malton and Driffield Junction Railway used to be.

Lots of photographs from when the line was in use can be seen in here along with various artefacts and very descriptive information boards. Next to the visitor centre is a carefully restored covered van that houses our small shop selling, amongst others, railway related gifts, along with tea and coffee.

Our locomotive, "Sir Tatton Sykes" is able to give cab rides along our 300ft demonstration line. 2019 will see work start in "field 2" to effectively double the existing track running length.

What else is in the area?

- Sledmere House
- The beautiful Yorkshire Wolds
- Bridlington



ABERYSTWYTH CLIFF RAILWAY

Cliff Terrace, Aberystwyth, SY23 2DN

T: 01970 617642

E: manager@aberystwythcliff railway.co.uk

W: www.aberystwythcliff railway.co.uk



Key Information

Period of Operation:.....	Apr - Oct
Adult Ticket Price:.....	£5
Junior Ticket Price:.....	£3.50
Group Discount Available:.....	Yes
No. Required for Discount:.....	10
Pre-booking Essential:.....	-
Guided Tours:.....	-
On-site Museum:.....	-
Disabled Access:.....	-
Catering Available:.....	Yes
Alcohol Licence:.....	Yes
Coach Parking:.....	-
Length of Track:.....	778ft
Number of Stations:.....	1

Come and enjoy a day of fun things at Constitution Hill with activities such as: tenpin bowling, air hockey and pool. On fine days we bring out the bouncy castle so the little ones can bounce whilst you take in the breathtaking views.

Since opening in 2005 Y Consti has become a popular destination for those looking for excellent food set amidst the breathtaking scenery. With a team of experienced waiting staff and respected chefs, Y Consti has rapidly gained a reputation for excellence. The restaurant offers a day time menu of home-cooked meals and light lunches at very reasonable prices.

The Cliff Railway, which opened in 1896, is the work of Lord Croyden Marks, operating originally on the water balance system, the 778 feet undulating track and toast-rack design carriages are unique.

It was built to ferry Victorian holidaymakers the 430 feet to the summit of Constitution Hill and the delight of 'Luna Park', which in its heyday boasted a bandstand, a switchback railway, a glittering ballroom and tearoom.

Today a powerful electric motor hauls the carriages up at a steady pace, giving you the opportunity to appreciate the panoramic view as you ascend.

What else is in the area?

Visitor attractions include: Vale Of Rheidol Steam Railway and Devils Bridge Waterfalls.

BALA LAKE RAILWAY / RHEILFFORDD LYN TEGID

The Station, Llanuwchllyn, Nr Bala, Gwynedd, LL23 7DD

T: 01678 540666

E: enquiries@bala-lake-railway.co.uk

W: www.bala-lake-railway.co.uk



Key Information

Period of Operation:.....	Feb - Nov
Adult Ticket Price:.....	£11.50
Junior Ticket Price:.....	£5.50
Group Discount Available:.....	Yes
No. Required for Discount:.....	-
Pre-booking Essential:.....	Yes
Guided Tours:.....	-
On-site Museum:.....	-
Disabled Access:.....	Yes
Catering Available:.....	Yes
Alcohol Licence:.....	-
Coach Parking:.....	Yes
Length of Track:.....	4.25 Miles
Number of Stations:.....	4.5

Step back in time at the Bala Lake Railway to the days when life went by at a more leisurely pace and engines had names not numbers. Here you'll find a charming mix of narrow gauge steam trains running along the route of a one-time standard gauge mainline. The beautifully restored station at Llanuwchllyn, with its old signalbox and red phone box, now houses a gift shop and café serving a range of lunchtime snacks, teas, coffees and cakes. Visitors can even step inside and look around the 120 year old signalbox, with its polished bells and levers that still serve the railway today.

The little engine waiting at the head of the train in the platform once worked high up on the mountains of North Wales moving wagons of slate around the quarries. Lovingly restored, with brasses gleaming, they now take you on a 9-mile round trip to Bala and back.

For most of the journey the route follows the southern shore of Llyn Tegid (Bala Lake), the largest natural lake in Wales and offers some of the most beautiful views anywhere in Snowdonia looking out across the lake towards the majestic Arenig mountains. The lake is popular for all sorts of watersports and sail boats and kayaks can often be seen trying to race the train, as well as an abundance of wildlife, including herons, buzzards and the occasional red kite.

The single journey takes around 25 minutes and the return from Llanuwchllyn about an hour. Return journeys from Bala vary as the engines take on coal and water at Llanuwchllyn, but this gives time for a chat with the train driver or a chance to grab a bite to eat.

The railway has an ever growing collection of mostly ex-quarry Hunslet steam engines and it's possible to see them, either inside the engine shed at Llanuwchllyn or in the new Heritage Lottery Fund supported Interpretation Centre, opening to visitors during 2019.



- EIGHT MILES OF PASTORAL WELSH SCENERY WITH HILLS AND RIVER VIEWS
- HEATED, GROUP DEDICATED CARRIAGES AND OPEN BALCONIES
- ONE HOUR (SINGLE) OR 2.5 HOUR (RETURN) ACTIVITY FOR YOUR GROUP
- DELICIOUS FOOD IN THE TEAROOM AT LLANFAIR CAEREINION
- OPTIONAL LOCO SHED VISIT BY PRIOR ARRANGEMENT
- JUST ACROSS THE WELSH BORDER SY21 7LT OR SY21 0SF
- AMPLE FREE COACH PARKING FOR EASY DROP OFF
- DISABLED ACCESS TO STATIONS, TEAROOM, TOILETS AND CARRIAGES
- GENEROUS GROUP DISCOUNTS AND FREE COURIER/COACH DRIVER TRAVEL
- GOOD TIMEKEEPING WITH EFFICIENT LOGISTICS
- **WHOLE TRAIN CHARTERS AVAILABLE**

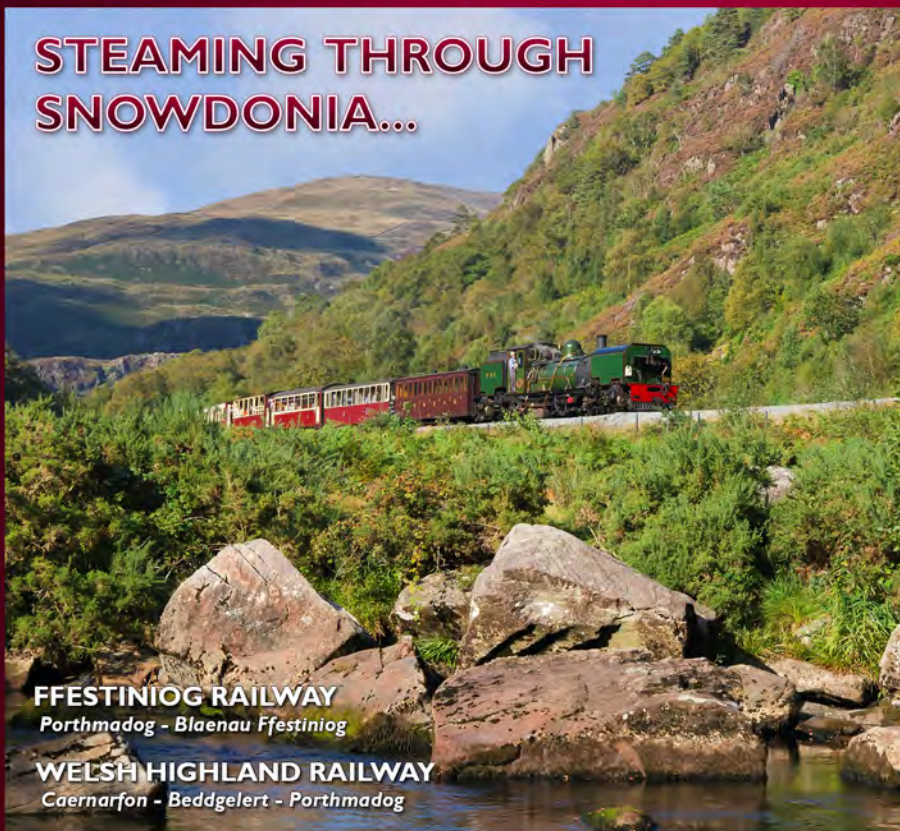


PLEASE CONTACT US TO DISCUSS YOUR VISIT
 01938 810441 email info@wllr.org.uk
www.wllr.org.uk



FFESTINIOG & WELSH HIGHLAND RAILWAYS

STEAMING THROUGH
 SNOWDONIA...



FFESTINIOG RAILWAY
 Porthmadog - Blaenau Ffestiniog

WELSH HIGHLAND RAILWAY
 Caernarfon - Beddgelert - Porthmadog

- An ideal way to relax and enjoy the beauty of North Wales
- Wide range of return trips or one-way journey options

Comfortable modern carriages
 Spectacular Scenery

Train services operate through most of the year

Light refreshments service available on every train

Personalised on-train catering can be provided by request

Please contact our experienced Group Travel staff for advice and further information...



NEW: ICONIC 'GATEWAY' STATION FOR CAERNARFON

Providing greatly enhanced facilities for all visitors - with café, gift shop, toilets etc.

OPENING MARCH 2019

Harbour Station, Porthmadog, Gwynedd, LL49 9NF

groups@ffwhr.com

01766 516024

www.festrail.co.uk



BRECON MOUNTAIN RAILWAY

Pant Station, Pant, Merthyr Tydfil, Mid Glamorgan, CF48 2UP

T: 01685 722988

E: enquiries@breconmountainrailway.co.uk

W: www.breconmountainrailway.co.uk



Key Information

Period of Operation:.....	Feb - Oct
Adult Ticket Price:.....	From £8
Junior Ticket Price:.....	From £4
Group Discount Available:.....	Yes
No. Required for Discount:.....	20
Pre-booking Essential:.....	Yes
Guided Tours:.....	-
On-site Museum:.....	Yes
Disabled Access:.....	Yes
Catering Available:.....	Yes
Alcohol Licence:.....	Yes
Coach Parking:.....	Yes
Length of Track:.....	10 Miles
Number of Stations:.....	3

We are located just off the Heads of the Valley Road, about 3 miles north of Merthyr Tydfil. Follow the mountain railway signs from the A470 and A465.

Brecon Mountain Railway was built on part of the abandoned Brecon and Merthyr Railway which was originally built in 1859 and finally closed in 1964. We re-opened to passengers in June 1980. The line now runs from Pant to Torpantau, high in the Brecon Beacons. Travel behind a vintage steam locomotive in one of our all weather observation coaches and admire the views.

The railway climbs steeply to Torpantau where the train stops for you to take in the views. You may alight here and return by a later train. On the return trip the train stops at Pontsticill where there is a steam museum, lakeside café, picnic area, children's play area and beautiful walks around the reservoir where again you may alight and return on a later train if you wish.

On your return to Pant visit our workshops, where old steam locomotives are restored and new ones built, buy a souvenir of your visit in our gift & souvenir shop or have a home-cooked meal in our licenced restaurant.

We have facilities for disabled passengers including ramps, toilets and a carriage designed to carry wheelchairs.

We have reduced fares for parties and school visits and special events running throughout the year including Easter Bunny and Father Christmas.

If you haven't been before then please come and enjoy the sights and sounds of days gone by.

FFESTINIOG RAILWAY

Harbour Station, Porthmadog, Gwynedd, LL49 9NF

T: 01766 516024

E: groups@ffwhr.com

W: www.festrail.co.uk



Key Information

Period of Operation:.....	Mar - Oct
Adult Ticket Price:.....	£11.50
Junior Ticket Price:.....	£5.75
Group Discount Available:.....	Yes
No. Required for Discount:.....	20
Pre-booking Essential:.....	Yes
Guided Tours:.....	-
On-site Museum:.....	-
Disabled Access:.....	Yes
Catering Available:.....	Yes
Alcohol Licence:.....	Yes
Coach Parking:.....	Yes
Length of Track:.....	13.5 Miles
Number of Stations:.....	6

The Ffestiniog Railway starts from beside the harbour in Porthmadog, climbing from sea level to over 700ft on its journey through the Snowdonia National Park. Passing farmland and forest, lakes and waterfalls the little trains steam through the delightful Vale of Ffestiniog to reach their destination - the town of Blaenau Ffestiniog, set amidst rugged scenery dominated by the historic remains of the slate industry. Most groups do a one-way trip on the line - which can be done in either direction. Advanced booking is strongly recommended as services are very popular. Wheelchair bound passengers are welcome but advanced notice is recommended to enable suitable accommodation to be reserved on the train.

To enhance the trip, there is an 'at your seat' refreshment service. There is also a range of freshly prepared menus especially for groups. Newly refurbished Spooner's Café at Porthmadog also welcomes groups and advanced bookings are available.

There is a full range of facilities at Porthmadog:

FREE coach parking in the station car park, Spooner's Café & Bar - serving hot and cold snacks throughout the day, Gift Shop & Toilets, The main High Street, with a wide range of shops, is a five-minute stroll across the harbour bridge.

At Blaenau Ffestiniog you will find:

Short-term coach parking in the car park next to the station, Longer term parking with toilets and 'drop off' in the car park on the opposite side of the road, Booking Office, Toilets and Gift Shop on the platform - over a foot crossing from car park, Cafés, hotel and interesting shops nearby in the High Street.



The Aberystwyth Cliff Railway

The longest electric cliff railway in Britain

www.aberystwythcliff railway.com



...and featuring the largest camera obscura in the world!



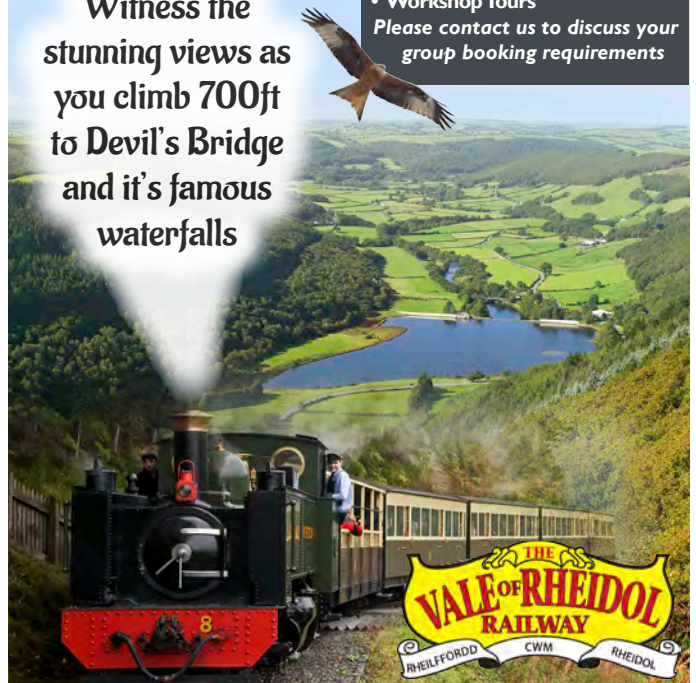
**01970
617 642**
Cliff Terrace,
Aberystwyth,
SY23 2DN

'Y CONSTI' is a breathtaking setting for visitors to enjoy a range of refreshments. Bowling Alley, Bouncy Castle, Frisbee Golf, Exhibitions, Shops... and much more.

STEAM TRAINS & STUNNING SCENERY!

Witness the stunning views as you climb 700ft to Devil's Bridge and it's famous waterfalls

- Regular services during the year
 - Coach Parking • Group Rates
 - Workshop Tours
- Please contact us to discuss your group booking requirements



ABERYSTWYTH TO DEVIL'S BRIDGE

Park Avenue, Aberystwyth, SY23 1PG

Tel: 01970 625 819 or visit www.rheidolrailway.co.uk

Charity No. 1076037

TAKE A TRIP THROUGH HISTORY

LLANGOLLEN RAILWAY

WHERE WILL YOU GO TODAY?



www.llangollen-railway.co.uk



THE GREAT ORME TRAMWAY

Victoria Station, Church Walks, Llandudno, LL30 2NB

T: 01492 577877

E: tramwayenquiries@conway.gov.uk

W: www.greatormetramway.co.uk



Key Information

Period of Operation:.....	Mar - Oct
Adult Ticket Price:.....	See Web
Junior Ticket Price:.....	See Web
Group Discount Available:.....	Yes
No. Required for Discount:.....	10
Pre-booking Essential:.....	Yes
Guided Tours:.....	-
On-site Museum:.....	-
Disabled Access:.....	Limited
Catering Available:.....	-
Alcohol Licence:.....	-
Coach Parking:.....	Yes
Length of Track:.....	n/a
Number of Stations:.....	3

Delighting visitors since 1902, you can't miss Llandudno's premier heritage attraction and Britain's only cable-hauled road tram. The Tram takes you on a picturesque, breathtaking one-mile journey to the summit of the Great Orme Country Park and Nature Reserve, where on a clear day, views stretch as far as the Isle of Man, Blackpool and the Lake District.

Your journey begins at Victoria Station, located a short distance from Llandudno's North Shore and pier. Board one of the beautifully restored Victorian tramcars and begin your ascent through the winding roads of the Great Orme with stunning views of Llandudno's sweeping bay.

At the Halfway Station, you can learn about the remarkable history of Victorian engineering and observe the powerful funicular system in action. Climb aboard another beautifully restored tramcar to complete your journey to the summit, look out for the wild Kashmir Goats and the rare Silver Studded Blue Butterflies.

Once you reach the top, relax and take in the amazing views or explore the Great Orme's many attractions.

The Tramway is suitable for all age groups, each tramcar can accommodate up to 48 passengers. Due to the Victorian design, accessibility is limited.

We believe The Great Orme Tramway is one of the finest attractions in North Wales and its Victorian splendor and charm will continue to attract visitors for the next 115 years! For more information please visit our website www.greatormetramway.co.uk or phone 01492 577877.

GWILI STEAM RAILWAY

Bronwydd Arms Station, Carmarthen, SA33 6HT

T: 01267 238213

E: info@gwilirailway.co.uk

W: www.gwili-railway.co.uk



Key Information

Period of Operation:.....	Mar - Dec
Adult Ticket Price:.....	£12
Junior Ticket Price:.....	£6
Group Discount Available:.....	Yes
No. Required for Discount:.....	20
Pre-booking Essential:.....	Yes
Guided Tours:.....	Yes
On-site Museum:.....	Yes
Disabled Access:.....	Yes
Catering Available:.....	Yes
Alcohol Licence:.....	Yes
Coach Parking:.....	Yes
Length of Track:.....	7 Miles
Number of Stations:.....	4

The Gwili Steam Railway operates a standard gauge preserved railway from Bronwydd (near Carmarthen) in South Wales along a short section of the former Carmarthen to Aberystwyth railway that closed for passenger traffic in 1965, the track being lifted in 1975.

The Gwili Railway was formed in 1975 and started running trains along a short length of line in 1978. The railway recently celebrated its 40th anniversary in 2018. In 1978 they purchased and rescued about eight miles of trackbed and was running an initial steam-hauled service on a one-mile section of it.

The Gwili Railway has the distinction of becoming the first standard-gauge preserved railway to operate in South West Wales when it reopened the one-mile section of the Carmarthen-Llanpumsaint route from its base at Bronwydd Arms, three miles north of Carmarthen. Since then, the railway has expanded to Danycoed and the company continues to hope to expand to Llanpumsaint.

Our new station called Abergwili Junction has been open since July 2017. The Abergwili Junction platform is located alongside the roundabout at the northern end of the A40 Carmarthen by-pass.

The locomotive stock of the Gwili Railway is unusual in that it mostly represents local industrial and wartime operations rather than mainline services.

What else is in the area?

Dryslwyn Castle, Dinefwr Castle and Botanic Gardens





BRECON MOUNTAIN RAILWAY

Enjoy the beautiful scenery of the National Park from an ideal position – in a narrow gauge steam train! Travel in one of our all-weather observation carriages behind a vintage steam locomotive to Torpantau high in the Brecon Beacons.

Trains run from February to the end of October and at Christmas. Visit 'Shunters' licensed tea rooms, gift shop, walks, picnic areas, children's play area, model railway, locomotive workshop, steam museum, special events, free car and coach parking.

Tel: 01685 722988

Visit: www.bmr.wales
Email: enquiries@bmr.wales

Bala Lake Railway

Llanuwchllyn, nr Bala, Gwynedd LL23 7DD



Steaming through beautiful lake and mountain scenery in southern Snowdonia.

- discounted group rates
- single or return journeys
- gift shop and café
- free coach parking

Conveniently located for Llandudno, Chester, Shrewsbury and North and Mid-Wales

For rates and details call us on 01678 540666
enquiries@bala-lake-railway.co.uk
www.bala-lake-railway.co.uk



One of the Great Little Trains of Wales

LLANBERIS LAKE RAILWAY

Gilfach Ddu, Llanberis, Gwynedd, LL55 4TY

T: 01286 870549
E: sales@lake-railway.co.uk
W: www.lake-railway.co.uk



Key Information

Period of Operation:.....	Feb - Dec
Adult Ticket Price:.....	£9
Junior Ticket Price:.....	£4.50
Group Discount Available:.....	Yes
No. Required for Discount:.....	15
Pre-booking Essential:.....	-
Guided Tours:.....	-
On-site Museum:.....	Yes
Disabled Access:.....	Yes
Catering Available:.....	Yes
Alcohol Licence:.....	Yes
Coach Parking:.....	Yes
Length of Track:.....	5 Miles
Number of Stations:.....	3

Situated in the heart of Snowdonia the Llanberis Lake Railway offers a relaxed scenic steam train ride along the shores of Llyn Padarn Lake. The five-mile return trip takes around 60 minutes. All train services are scheduled to be hauled by a vintage steam locomotive rescued from the nearby Dinorwic slate quarries and lovingly restored.

Starting at Gilfach Ddu, the journey takes you past the 13th century Dolbadarn Castle, crossing the Afon y Bala, possibly Britain's shortest river, and passing between Llanberis' twin lakes as the train negotiates the extension (opened in 2003) to Llanberis village. From here the train runs non-stop through Padarn Country Park, joining the 1845 slate railway route to run along the shores of Lake Padarn to Penllyn, and giving stunning views of Snowdon, the highest peak in England and Wales.

Mid-way along the lake there's a short stop at Cei Llydan, a beautiful tranquil lakeside picnic area. Visit Wales chose this spot as one of the county's Top 10 places for a picnic, combining "the fun of a good old fashioned picnic with the romance of a ride on a vintage train."

The train returns to Gilfach Ddu, where the slate was transhipped from the quarry system to the slate railway. Here you can watch the driver as he fills the tanks with water and stokes the fire ready for the next journey. At Gilfach Ddu you can visit the station café for refreshments, or browse the souvenir and gift shop. All trains are scheduled to be hauled by "Elidir", "Thomas Bach" or "Dolbadarn", our ex-quarry Hunslet steam engines, that spent the earlier part of their career working the nearby Dinorwic Quarries.

There is level access to the trains at Llanberis and Gilfach Ddu stations, every train has a coach that has been specially adapted for wheelchair users.

LLANGOLLEN RAILWAY

The Station, Abbey Road, Llangollen,
Denbighshire, LL20 8SN

T: 01978 860979

E: info@llangollen-railway.co.uk

W: www.llangollen-railway.co.uk



Key Information

Period of Operation:.....	Mar - Oct
Adult Ticket Price:.....	£16
Junior Ticket Price:.....	£8.50
Group Discount Available:.....	Yes
No. Required for Discount:.....	10
Pre-booking Essential:.....	-
Guided Tours:.....	-
On-site Museum:.....	-
Disabled Access:.....	Yes
Catering Available:.....	Yes
Alcohol Licence:.....	Yes
Coach Parking:.....	-
Length of Track:.....	10 Miles
Number of Stations:.....	5

THE ONLY STANDARD GAUGE HERITAGE RAILWAY IN NORTH WALES

Llangollen Railway has now extended the line an extra 2½ miles into the town of Corwen and thus completed the dream of the founder members in 1975. The railway follows the River Dee, classed as a Site of Special Scientific Interest Status (SSSI), for its entire length.

Our 10-mile section of track, which in its day crossed Wales from Ruabon to Barmouth, offers a sample of the sights and sounds of yesteryear, passing through some of the finest natural beauty North Wales has to offer.

The railway is located within an Area of Outstanding Natural Beauty (AONB) and this is evident as you meander through the Dee Valley. From lambs in the spring to the multicoloured falling leaves of autumn, the views from our carriages are picturesque and ever-changing.

As well as steam-hauled trains, we also run Diesel Locomotive and Heritage Railcar services on selected days throughout the season. There are great discounts offered to groups who prebook, prices start from £8 for a single journey. There is also the option to add on a cream tea to enjoy while you pass along the picturesque line.

Llangollen Railway offers service trains every day from March to September, Santa Specials and Days Out With Thomas events for the children along with Jazz Trains and Real Ale Trains for the adults to enjoy. Visit the website for more information. Come and visit Llangollen Railway today and see how train travel used to be.

PONTYPOOL & BLAENAVON RAILWAY

33 Broad Street, Blaenavon, Torfaen,
NP4 9ND

T: 01495 792263

E: info@pbrly.co.uk

W: www.pbrly.co.uk



Key Information

Period of Operation:.....	Easter - Sep
Adult Ticket Price:.....	£9
Junior Ticket Price:.....	£5
Group Discount Available:.....	Yes
No. Required for Discount:.....	10
Pre-booking Essential:.....	-
Guided Tours:.....	-
On-site Museum:.....	Yes
Disabled Access:.....	Limited
Catering Available:.....	Yes
Alcohol Licence:.....	-
Coach Parking:.....	Yes
Length of Track:.....	3.5 Miles
Number of Stations:.....	4

The Pontypool and Blaenavon Railway, Blaenavon's Heritage Railway, is situated in the Blaenavon World Heritage Site, Torfaen, South Wales. Running in the shadow of the Coity Mountain, it links the heritage town of Blaenavon with the 16th century Whistle Inn and the world famous Big Pit: National Coal Museum. A National Museum of Wales and one of the only mining museums in the UK where you can go underground. The line from Blaenavon to the Whistle Inn has some of the steepest railway gradients in the country and you can really hear the engines work as they go about their task.

Operations are based out of the railway's main station, Furnace Sidings, just north of Blaenavon, which offers full passenger amenities and a large (free) car park with ample room for coaches. Group bookings will attract a 10% discount. Trains leave from Furnace Sidings to Big Pit, Blaenavon High Level (only a short walk from the town) and the Whistle Inn. Furnace Sidings and Whistle Inn provide access points to the popular Garn Lakes, ideal for walking and relaxing, whilst Big Pit not only gives access to the Big Pit Museum but also the Rhymney Brewery which has a visitor centre and bar. A short walk further on is the Blaenavon Iron Works, made famous by the BBC Coal House and Coal House at War TV series. Blaenavon High Level Station is only a short walk into the heritage town and the World Heritage Centre. As well as the shop at the railway there is also the railway's model shop in the centre of town for all your model railway needs.

The railway runs from Easter to Sept plus Halloween and December weekends and offers a mixture of enthusiast and family friendly events. With stunning scenery, fearsome gradients and a friendly staff, a good show is always guaranteed. Advanced booking is not necessary except for the Santa services but is recommended for large parties to ensure the railway can make all the necessary arrangements. With many of the World Heritage attractions nearby, the Pontypool and Blaenavon Railway makes a great base to explore them all.



Llandudno's Unique Heritage Attraction

Discounts for families & groups!



Open late March to late October
7 days a week, 10am - 6pm

Victoria Station, Church Walks, Llandudno, LL30 2NB
T: 01492 577877 E: tramwayenquiries@conwy.gov.uk
www.greatormetramway.co.uk



LLANBERIS LAKE RAILWAY FOR GROUPS

Steam Trains in the Heart of Snowdonia

"Discover the timeless appeal of our narrow gauge steam trains"



sales@lake-railway.co.uk
www.lake-railway.co.uk



LLANBERIS LAKE RAILWAY
GILFACH DDU
LLANBERIS
GWYNEDD • LL55 4TY

01 286 870549

- Hour long journey
- All trains steam operated*
- Superb views of Snowdon
- Large free coach park
- Easy wheelchair access (up to 5 wheelchair spaces per train)
- Excellent Café Facility
- Gift Shop
- Frequent Departures
- Free Places for Tour Leaders
- Free Refreshments for coach drivers
- Discounted rates for coach groups

*Diesels used in emergency only



One of the Great Little Trains of Wales

SNOWDON MOUNTAIN RAILWAY

Llanberis, Gwynedd, LL55 4TT

T: 01286 870223
E: info@snowdonrailway.co.uk
W: www.snowdonrailway.co.uk

Key Information

Period of Operation:.....	Mar - Oct
Adult Ticket (Summit Return):...	£30-39
Junior Ticket (Summit Return):..	£23-29
Group Discount Available:.....	Yes
No. Required for Discount:.....	25
Pre-booking Essential:.....	Advisable
Guided Tours:.....	-
On-site Museum:.....	-
Disabled Access:.....	Yes
Catering Available:.....	Yes
Alcohol Licence:.....	Yes
Coach Parking:.....	-
Length of Track:.....	7.53km
Number of Stations:.....	5*



Established in 1896 as Snowdon Mountain Tramroad and Hotels Company Limited, Snowdon Mountain Railway is probably the only Heritage Railway in the UK which has operated uninterrupted since its creation as a tourist railway.

Visitors experience the awe-inspiring journey by rack railway to the summit of Snowdon, the highest mountain in Wales and England.

From the first views of the waterfall plunging into the gorge below at the start of the journey, to the breath-taking sights over Rocky Valley, every moment is memorable.

One of the world's greatest panoramas is revealed as the train reaches the Summit. On arrival, explore the architectural feat - Hafod Eryri.

Enjoy a hot snack from the café and venture to the cairn, where on clear days the views stretch out as far as Ireland.

Come with us and see exactly why Snowdon Mountain Railway has been described as one of the most unique and wonderful railway journeys in the world.

* Station stops: Llanberis, Hebron, Halfway, Clogwyn, Summit. However trains do not stop at each station. In the early part of the season trains will run to Clogwyn until we can reach the summit in May (weather permitting). On bad weather days our trains will travel to Clogwyn or Rocky Valley, but passengers may not be able to disembark at these stations. Call 01286 870 223 for further information.



TALYLLYN RAILWAY

Wharf Station, Neptune Road, Tywyn,
Gwynedd, LL36 9EY

T: 01654 710472
E: daniel.king@tallylyn.co.uk
W: www.tallylyn.co.uk



Key Information

Period of Operation:.....	Feb - Nov
Adult Ticket Price:.....	£14.20
Junior Ticket Price:.....	£4.50
Group Discount Available:.....	Yes
No. Required for Discount:.....	15
Pre-booking Essential:.....	-
Guided Tours:.....	Yes
On-site Museum:.....	Yes
Disabled Access:.....	Yes
Catering Available:.....	Yes
Alcohol Licence:.....	Yes
Coach Parking:.....	Yes
Length of Track:.....	7.25 Miles
Number of Stations:.....	12

The Tallylyn Railway has been welcoming visitors since 1865 to the seaside resort of Tywyn taking them over 7 miles by Steam Train into the beautiful Fathew Valley within sight of one of Britain's highest mountains, Cader Idris. We still operate the original steam locomotives and carriages from 1865 on certain days.

The railway was saved from closure in 1951 by the Tallylyn Railway Preservation Society, becoming the World's First Preserved Railway. Since then the Society have operated the railway and upgraded the facilities, whilst preserving the Victorian atmosphere.

Most groups do a one-way trip on the line - which can be done in either direction. Advanced booking is strongly recommended as services are very popular. Wheelchair bound passengers are welcome but advanced notice is recommended to enable suitable accommodation to be reserved on the train.

The Tallylyn Railway offers a full day out with one of our star attractions being the study of the Rev. Awdry, author of the Thomas the Tank Engine stories, at the Narrow Gauge Railway Museum at Tywyn Wharf station.

We have two excellent catering venues: At Tywyn Wharf there is King's Licensed Café, which has capacity for the largest of coach parties. An all-day service provides a wide range of hot and cold lunches, snacks, hot and cold drinks, local beers, gins & wines, morning coffees and afternoon teas. Group reservations can be taken. Picnic Hampers are available to order for your group to take away or eat on the train.

The Quarryman's Caban Tea Rooms at Abergynolwyn station offers a range of light refreshments alongside sandwiches and hot snacks. Most trains pause here for half an hour to allow passengers to take a break and visit the Tea Rooms, Gift Shop and Toilets.

VALE OF RHEIDOL RAILWAY

Park Avenue, SY23 1PG

T: 01970 625819
E: info@rheidolrailway.co.uk
W: www.rheidolrailway.co.uk



Key Information

Period of Operation:.....	Feb - Dec
Adult Ticket Price:.....	£22
Junior Ticket Price:.....	-
Group Discount Available:.....	Yes
No. Required for Discount:.....	15
Pre-booking Essential:.....	Yes
Guided Tours:.....	Yes
On-site Museum:.....	-
Disabled Access:.....	Yes
Catering Available:.....	Yes
Alcohol Licence:.....	-
Coach Parking:.....	Yes
Length of Track:.....	11.75 Miles
Number of Stations:.....	2

Take a trip down memory lane on Aberystwyth's famous Vale of Rheidol Railway, a must for both the young and young at heart. Opened in 1902, the railway is a masterpiece of engineering and has been delighting passengers young and old for generations. Although the line no longer carries lead ore from the mines, it has been carrying tourists to the beauty spot of Devil's Bridge for over a hundred years!

The journey starts in the coastal town of Aberystwyth in the heart of Cardigan Bay and runs for twelve miles to Devil's Bridge in the Cambrian Mountains. Watch the scenery passing by your window, the countryside ever-changing as you travel through wide open fields, ancient woodland and rugged mountain scenery, twisting and turning, clinging to the hillside to reach Devil's Bridge - home of the famous Mynach Falls and Devil's Punch Bowl. Look out for the ruined mines and birds of prey such as red kites and buzzards soaring high above the valley floor and listen to the sound of the narrow gauge steam engine working hard on the climb into the hills.

Why not upgrade to the First Class observation saloon to make the most of the panoramic views from the carriage.

What else is in the area?

Visitor attractions include: Two Hoots Café, Devil's Bridge Falls, Bwlch Nant Y Arian Forest Centre, Ceredigion Museum, National Library of Wales and Aberystwyth Arts Centre.





Planning a visit to Porthmadog?
Be sure to visit the original
**Welsh Highland
Heritage Railway**

Where Russell
LIVES!

Narrow gauge steam trains, heritage carriages, interactive hands-on museum, 7¼ inch gauge miniature railway, best railway bookshop in the UK, tearoom/restaurant on site, much more than a train ride!

Welsh Highland Railway Ltd, Tremadog Road, Porthmadog, LL49 9DY

Contact us at
info@whr.co.uk

Telephone: 01766 513402
www.facebook.com/WHHRly

WELSH HIGHLAND HERITAGE RAILWAY

Tremadog Road, Porthmadog, Gwynedd, LL49 9DY

T: 01766 513402
E: michael.chapman@whr.co.uk
W: www.whr.co.uk



Key Information

Period of Operation:.....	Apr - Oct
Adult Ticket Price:.....	£9.50
Junior Ticket Price:.....	£4.75
Group Discount Available:.....	Yes
No. Required for Discount:.....	-
Pre-booking Essential:.....	-
Guided Tours:.....	Yes
On-site Museum:.....	Yes
Disabled Access:.....	Yes
Catering Available:.....	Yes
Alcohol Licence:.....	Yes
Coach Parking:.....	-
Length of Track:.....	0.75 Miles
Number of Stations:.....	3

Much more than a train ride! Pay once and ride all day!

Arrive via road or rail – we are just over the road from the mainline station and have a large free carpark.

Board the heritage carriages and the guard will check your traditional card tickets. Whistle blown, flag waved and we're off for a short journey into the countryside. At Pen-y-Mount you may be asked to lend a hand to operate the signals and change the points.

On the return journey the train calls at Gelert's Farm – ride the miniature 7¼" railway around our hands-on interactive museum. Here you can climb into the cabs of locomotives, play the shunting game and learn about the history of the narrow gauge the world over.

Back on-board for the journey to Porthmadog. Enjoy food and drink in the 'Russell Tearoom' and browse our extensive souvenir shop. We have the best railway bookshop in the UK.

What else is in the area?

- Criccieth Castle
- Madog Quads
- Porthmadog Maritime Museum

WELSH HIGHLAND RAILWAY

Harbour Station, Porthmadog, Gwynedd, LL49 9NF

T: 01766 516024
E: groups@ffwhr.com
W: www.festrail.co.uk



Key Information

Period of Operation:.....	Mar - Oct
Adult Ticket Price:.....	£18.65
Junior Ticket Price:.....	£9.35
Group Discount Available:.....	Yes
No. Required for Discount:.....	20
Pre-booking Essential:.....	Yes
Guided Tours:.....	-
On-site Museum:.....	-
Disabled Access:.....	Yes
Catering Available:.....	Yes
Alcohol Licence:.....	Yes
Coach Parking:.....	Yes
Length of Track:.....	25 Miles
Number of Stations:.....	7

The Welsh Highland has opened up a host of different travel options for groups, from trips taking around an hour along part of the line through to the 'Full Monty' – a coast-to-coast journey between the towns of Caernarfon and Porthmadog, via Beddgelert and the Aberglaslyn Pass – a distance of 25 miles.


There is a fleet of comfortable, modern carriages with a refreshment trolley service, toilet facilities and heating for those chilly days. Simple hot and cold freshly prepared snacks are available from the train's kitchen. It is also possible to treat your party to that extra bit of style and combine lunch, coffee or an afternoon tea with your train journey. Imagine arriving to find your carriage set up especially for you and personal service to your seat.

Most of the trains are hauled by impressive Beyer-Garratt locomotives, which are the largest 2ft gauge steam locomotives in the world. The Welsh Highland runs on most days from late March until early November, with a limited service in operation during the winter.

The views, as the train goes from coast-to-coast are spectacular as it crosses the slopes of Snowdon before dropping down through the forest, then farmland to the coast. The Welsh Highland shares a station in Porthmadog with the Ffestiniog Railway so onward bookings are available.

We are excited to welcome groups to our brand new station at Caernarfon which opens in March 2019. This state of the art building has a shop, ticket desk and event space as well as Caffi De Winton coffee shop looking out towards Caernarfon's famous castle. Modern toilets are to be found off the event space including the area's first changing places toilet. There is a drop off lay by for coaches right outside the building offering easy access to the station.





Trenau Bach Arbennig Cymru
Great Little Trains of Wales



Great for groups: the little railways of Wales

Tour with a Group on the scenic steam railways of Wales

Let us transport your group
on an ideal little excursion.

Group travellers can experience
the beautiful Welsh countryside
on railways that are passionate
about providing a warm welcome
and an amazing experience.



greatlittletrainsofwales.co.uk/groups

WELSHPOOL & LLANFAIR LIGHT RAILWAY

The Station, Pool Road, Llanfair
Caereinion, Powys, SY21 0SF

T: 01938 810441

E: info@wllr.org.uk

W: www.wllr.org.uk

Key Information

Period of Operation:.....	Apr - Nov
Adult Ticket Price:.....	£14.50
Junior Ticket Price:.....	£5
Group Discount Available:.....	Yes
No. Required for Discount:.....	10 Adults
Pre-booking Essential:.....	Yes
Guided Tours:.....	Yes
On-site Museum:.....	Yes
Disabled Access:.....	Yes
Catering Available:.....	Yes
Alcohol Licence:.....	-
Coach Parking:.....	Yes
Length of Track:.....	8 Miles
Number of Stations:.....	6



The Welshpool & Llanfair Light Railway offers a 45-minute, eight-mile ride that is rather more exciting than your average steam train journey, due to its rollercoaster course, a big challenge for both the narrow gauge locomotives and their crews. The scenery is glorious, beginning with the stiff two-mile climb out of Welshpool on one of the steepest gradients on any heritage railway, with sharp curves adding to the fun.

The train then sweeps through rolling fields and onto a narrow ledge cut into the hill alongside the Banwy river towards Llanfair Caereinion. And passengers can enjoy the scenery in a unique way, from the open balconies of the line's famed Continental carriages. At Llanfair the popular tearoom serves freshly made sandwiches, homemade cakes, delicious Bara Brith and other tasty Welsh food.

The motive power roster includes the line's original two Beyer Peacock locomotives, built for the opening of the line in 1903 and a variety of repatriated British-built and foreign locomotives. Exmilitary diesel locomotives and wagons (used mostly on specials and works trains) add to the interest. Alas the original carriages were scrapped in the 1930s, but the railway boasts three elegant replicas in Great Western Railway livery, along with a unique collection of 760mm Continental and African carriages. The heritage wagon fleet is brought out frequently to demonstrate how the railway served the local agricultural community.

Special events held throughout the operating season add interest and historical context for visitors - full details are on the railway's website. Sometimes guided workshop tours are available if booked well in advance.



ALMOND VALLEY LIGHT RAILWAY

Almond Valley Heritage Centre, Millfield, Livingston, EH54 7AR

T: 01506 414957

E: info@almondvalley.co.uk

W: www.almondvalley.co.uk



Key Information

Period of Operation:.....	Apr - Oct
Adult Ticket Price:.....	£8.50
Junior Ticket Price:.....	£6.50
Group Discount Available:.....	-
No. Required for Discount:.....	-
Pre-booking Essential:.....	-
Guided Tours:.....	-
On-site Museum:.....	Yes
Disabled Access:.....	Yes
Catering Available:.....	Yes
Alcohol Licence:.....	-
Coach Parking:.....	-
Length of Track:.....	0.5km
Number of Stations:.....	1

The Almond Valley Light Railway follows a hillside course of 0.5km westward from Livingston Mill Station, at the Almond Valley Heritage Centre, through the fields and animals of the Farm to the Almondhaugh Station at the weir for the watermill lade.

Trains operate at weekends between Easter and the end of October and daily during the Summer period. A calendar of the days of operation can also be found at www.almondvalley.co.uk/Railway.html.

On the days of operation trains normally leave Livingston Mill hourly between 11.30 and 15.30, returning from Almondhaugh hourly between 11.45 and 15.45. The timetable is however subject to change and should be checked in terms of days of operation and actual times each day by telephone (01506 414957) in advance and at the reception desk on arrival at the Heritage Centre.

Plans do exist to almost double the length of the existing line by extending westward from Almondhaugh under Simpson Parkway to the River Almond Ponds. This is however dependent on specific additional funding and resources to manage the project.

The Almond Valley Light Railway is now a well-established part of the Almond Valley Heritage Centre, which has some 120,000 annual visitors and provides an important element in both the community of West Lothian and in tourism within the area.

BO'NESS & KINNEIL RAILWAY

Union Street, Bo'ness, EH51 9AQ

T: 01506 822298

E: enquiries@srps.org.uk

W: www.bkrailway.co.uk



Key Information

Period of Operation:.....	Apr - Dec
Adult Ticket Price:.....	£10
Junior Ticket Price:.....	£6
Group Discount Available:.....	Yes
No. Required for Discount:.....	12
Pre-booking Essential:.....	Yes
Guided Tours:.....	Yes
On-site Museum:.....	Yes
Disabled Access:.....	Yes
Catering Available:.....	Yes
Alcohol Licence:.....	-
Coach Parking:.....	Yes
Length of Track:.....	5 Miles
Number of Stations:.....	4

Full Steam Ahead for great family fun at The Bo'ness & Kinneil Railway! Soak up the atmosphere of this heritage railway, travel by steam train and explore Scotland's largest railway museum located less than an hour's drive from Edinburgh.

Your adventure starts when you buy your ticket from the authentic Booking Office, step on the platform, get up close to a mighty steam engine and climb aboard a lovingly restored carriage. Listen for the whistles and watch for the green flag as you experience the sights, sounds and smells of old fashioned train travel. The Guard will clip your ticket as your journey begins. For on the move refreshments you can visit our buffet car selling snacks and old fashioned sweets, there's hot and cold drinks too, then sit back and wave to the people you pass as the train travels through the Scottish countryside.

Enjoy a picnic at picturesque Birkhill then make a stop at Kinneil Halt to explore the nature reserve and take a walk to Kinneil House, Museum and Estate and the remains of the Roman Antonine Wall. Get off at our platform at Manuel and watch us move the engine from the front to the back of the train to take you back to Bo'ness, you can meet your driver on the footplate and get a lovely photograph to remember your visit by.

Back at Bo'ness, visit the Museum of Scottish Railways via our Visitor Trail which takes in the railway yard and will give you a great insight into what goes on behind the scenes. See Scotland's only Royal Saloon coach, learn why the Fish Van has a sloping floor, come face-to-face with a mechanical horse and much more.

What else is in the area? Located on the scenic Firth of Forth, Bo'ness is less than an hour's drive from Edinburgh and Glasgow and only 30 minutes from Stirling. The world-famous Kelpies and Falkirk Wheel are also on our doorstep.



GLENFINNAN STATION MUSEUM

Glenfinnan, Inverness-shire, PH37 4LT

T: 01397 722295

E: glenfinnanstn@btconnect.com

W: www.glenfinnanstationmuseum.co.uk



Key Information

Period of Operation:.....	Apr - Oct
Adult Ticket Price:.....	£1.50
Junior Ticket Price:.....	Free
Group Discount Available:.....	-
No. Required for Discount:.....	-
Pre-booking Essential:.....	-
Guided Tours:.....	Yes
On-site Museum:.....	Yes
Disabled Access:.....	Yes
Catering Available:.....	Yes
Alcohol Licence:.....	Yes
Coach Parking:.....	Yes
Length of Track:.....	-
Number of Stations:.....	-

Glenfinnan Station Museum is an accredited independent museum housed in the station buildings at Glenfinnan on the Mallaig Extension to the West Highland Line.

The museum exhibition and signalbox demonstrations provide a unique and hands-on introduction to West Highland railway heritage while the Dining Car tearoom, Sleeping Car bunkhouse and footpath to Glenfinnan Viaduct combine to make your visit a truly memorable experience.

The Jacobite steam trains make a 25-minute stop at Glenfinnan Station on the outward journey to Mallaig throughout the running season.

Open daily 9 am – 5pm from Easter till end of October, other times by arrangement. Pre-booking essential for guided tours.

What else is in the area?

- Eagle watch wildlife cruises
- Loch Shiel
- National Trust for Scotland Visitor Centre and Monument
- Glenfinnan

KEITH & DUFFTOWN RAILWAY

Dufftown Station, Dufftown, Banffshire, Scotland, AB55 4BA

T: 01340 821181

E: keithdufftownrailway@outlook.com

W: www.keith-dufftown-railway.co.uk



Key Information

Period of Operation:.....	Mar - Sep
Adult Ticket Price:.....	£11
Junior Ticket Price:.....	£5
Group Discount Available:.....	Yes
No. Required for Discount:.....	10
Pre-booking Essential:.....	-
Guided Tours:.....	Yes
On-site Museum:.....	Yes
Disabled Access:.....	Yes
Catering Available:.....	Yes
Alcohol Licence:.....	-
Coach Parking:.....	Yes
Length of Track:.....	11 Miles
Number of Stations:.....	3

The Keith and Dufftown Railway is the most northerly heritage railway in Scotland. Running through some of the most picturesque Scottish scenery, travel from Dufftown, the Malt Whisky capital of the world, to Keith. Halt at Drummur in the shadow of Drummur castle and then travel on to Keith. The trip is a railway photographer's and whisky enthusiast's dream come true and those with keen sight may see a variety of wildlife including deer, wildfowl, birds of prey and other creatures. Enjoy the 11 mile journey along the Whisky Line through pine forests, water meadows and beautiful rolling countryside, past castles, distilleries and a tranquil loch.

Driver experiences are available on one of the Railway's diesel shunting locomotives and take place during Sunday lunchtimes in the operating season. Alternatively, for those wishing to participate in a more comprehensive locomotive driving course, half-day courses are available for up to two people at a time. Dates and times by arrangement.

Catering facilities are available at Dufftown Station in the newly re-vamped Sidings Café. Enjoy a range of drinks, meals and snacks in the railway-themed converted carriage. Ice creams, cold drinks and sweets are also available at Keith. Our main shop is located at Keith with a more limited range of gifts available at Dufftown.

The Keith and Dufftown Railway welcomes charters and group bookings. Discounts are available for group bookings when booked in advance and charters are welcome outside usual running days by prior arrangement. Please see our website for details or contact the Railway direct Parking facilities are available at both stations for both cars and coaches.





LEADHILLS & WANLOCKHEAD RAILWAY

The Station, Station Road, Leadhills, ML12 6XP

T: 07722 345992

E: events@leadhillsrailway.co.uk

W: www.leadhillsrailway.co.uk



Key Information

Period of Operation:.....	Apr - Sep
Adult Ticket Price:.....	£5
Junior Ticket Price:.....	£2.50
Group Discount Available:.....	Yes
No. Required for Discount:.....	10
Pre-booking Essential:.....	Yes
Guided Tours:.....	Yes
On-site Museum:.....	Yes
Disabled Access:.....	Yes
Catering Available:.....	Yes
Alcohol Licence:.....	-
Coach Parking:.....	Yes
Length of Track:.....	0.75 Miles
Number of Stations:.....	2

An award-winning 2-foot Narrow gauge railway, Britains highest adhesion railway, passing through the Lowther hills and past Scotland's lead mining heritage.

The current track is ¾ mile between Leadhills and Glengonnar Halt on a 1 in 40 gradient.

We now have a lease for the track bed over the county boundary and into Wanlockhead village, which will extend the line by ¼ mile and get us into the village.

We are open from Easter until September, with special events throughout the year, including an Easter weekend, Steam weekend, and Santa weekend in the first week of December.

Please see the website for details and costs www.leadhillsrailway.co.uk

What else is in the area?

- Lead mining museum
- Wanlockhead
- Miners Library (oldest lending library in Scotland)
- Highest Village in Scotland
- Oldest man (133) buried in local cemetery.

ROYAL DEESIDE RAILWAY

Milton of Crathes, Banchory, Aberdeenshire, AB31 5QH

T: 01224 321206

E: opsdir@deeside-railway.co.uk

W: www.deeside-railway.co.uk



Key Information

Period of Operation:.....	Easter - Oct
Adult Ticket Price:.....	£7.50
Junior Ticket Price:.....	£4
Group Discount Available:.....	Yes
No. Required for Discount:.....	12
Pre-booking Essential:.....	-
Guided Tours:.....	Yes
On-site Museum:.....	Yes
Disabled Access:.....	Yes
Catering Available:.....	Yes
Alcohol Licence:.....	-
Coach Parking:.....	Yes
Length of Track:.....	1 Mile
Number of Stations:.....	1

The original Royal Deeside Railway opened on the 8th September 1853 and reached Ballater some 13 years later. It amalgamated with the Great North of Scotland Railway in 1876. The line was regularly patronised by the Royal Family and other visitors to Balmoral Castle until it closed in 1966 as a result of the notorious Beeching Report. Thirty years later the Royal Deeside Railway Preservation Society was formed and the work of restoring the line commenced in 2003.

At present we operate on about 1 mile of track, running alongside the River Dee. We are extending our track along the original track bed until we finally reach Banchory, which will give us a running line of just over 2 miles.

At Milton of Crathes the Victorian station building that originally stood at Oldmeldrum has been reconstructed. The 1895-built building now houses our shop, ticket office and waiting room and won a Highly Commended award.

What else is in the area?

Adjacent to Crathes Castle (NTS) and Milton of Crathes Visitor Centre with shops, restaurant and art gallery beside River Dee and salmon fishing. Nearby Drum Castle (NTS) and other castles.

Banchory village with shops and restaurants 2 miles. Adjacent to A93 main road with frequent bus services from Aberdeen.



THE STRATHSPEY RAILWAY

Aviemore Station, Dalfaber Road, Aviemore,
PH22 1PY

T: 01479 810725

E: enquiries@strathspeyrailway.co.uk

W: www.strathspeyrailway.co.uk



Key Information

Period of Operation:.....	Feb - Sep
Adult Ticket Price:.....	£15
Junior Ticket Price:.....	£7.50
Group Discount Available:.....	Yes
No. Required for Discount:.....	10
Pre-booking Essential:.....	-
Guided Tours:.....	Yes
On-site Museum:.....	-
Disabled Access:.....	Yes
Catering Available:.....	Yes
Alcohol Licence:.....	Yes
Coach Parking:.....	Yes
Length of Track:.....	19 Miles
Number of Stations:.....	3

2019 marked the 41st anniversary of a Timetabled service on the most northerly Steam Heritage Railway in Britain. In the first few years the steam trains ran between Boat of Garten and Speyside station, which was located just outside Aviemore's main station. However, in the late 1990's, following the redevelopment of Aviemore station, the railway moved to Platform 3, from where all services now depart.

Setting off from Platform 3, through to Boat of Garten station and then on to Broomhill station, The Strathspey Steam Railway takes you on a 19-mile return journey, along what was part of the original Highland Railway mainline from Perth to Inverness. The train travels alongside the famous River Spey, through Scot's pine woodlands and past heather covered moorland, with the Cairngorms Mountain range ever present in the background. Join us at one of our three stations for a nostalgic journey and travel back in time to an era when steam whistles blew, carriage doors slammed shut and there was a familiar click-clack rhythm as the train travelled along.

It is roughly 15 minutes of train travel between each station, with a full return trip lasting between 90 minutes and 2 hours (depending at which station you start your journey). If you wish you can split your journey up. Take the morning train to Boat of Garten and explore its many walks and places of interest and take the last train back to Aviemore.

On running days there are three return services offering Light Luncheon and a Traditional Afternoon Tea in both Country Class and our very well appointed First Class compartments. There is also a walk up counter and trolley service. Additionally, on Friday evenings and Sunday lunchtimes, our separate Premier Dining Train offers what is considered the most unique dining experience in the Highlands.

SUMMERLEE ELECTRIC TRAMWAY - COATBRIDGE

Summerlee Museum of Scottish Industrial Life, Heritage Way, Coatbridge, North Lanarkshire, ML5 1QD

T: 01236 638460

E: info@culturenl.co.uk

W: www.culturenl.co.uk/summerlee



Key Information

Period of Operation:.....	Jan - Dec
Adult Ticket Price:.....	£1.65
Junior Ticket Price:.....	£0.85
Group Discount Available:.....	-
No. Required for Discount:.....	-
Pre-booking Essential:.....	-
Guided Tours:.....	-
On-site Museum:.....	Yes
Disabled Access:.....	Yes
Catering Available:.....	Yes
Alcohol Licence:.....	-
Coach Parking:.....	Yes
Length of Track:.....	800 yards
Number of Stations:.....	2

Come and ride on Scotland's only heritage electric tramway and imagine an era of public transport long gone! Summerlee Electric Tramway is situated within the Summerlee Museum of Scottish Industrial Life which has operated since 1988. The Summerlee Transport Group was formed to provide volunteer members to assist the Management of the Museum in crewing the trams and assisting the Museum Engineer in maintaining the vehicles and infrastructure. The trams operate every day other than 2 days at Christmas and 2 days at New Year. (Note: entry to the Museum is free but day tickets to ride on the trams are as stated.)

Currently we have three trams: car 53 an open top double decker of the Lanarkshire Tramways Co. dating from 1908; car 1017 a single deck car dating from 1904 which started life as an open top double decker supplied to the Paisley District Tramways Co. and was acquired by Glasgow Corporation in 1923 who converted it to a dedicated driver training single deck tram; car 392 an all steel tram from Dusseldorf dating from 1955 which the Group purchased and shipped over to become the car with disability access facilities. The Group is presently restoring Glasgow Coronation car 1245 dating from 1939.

The tramway transports visitors from the Museum entrance to the coal mine and miner's cottages and the line is carried over the Monkland Canal on a steel bridge.

The Summerlee Transport Group is a registered charity and welcomes new members to join in assisting the operation of the historic trams.



ROYAL DEESIDE RAILWAY



ROYAL DEESIDE RAILWAY

Steam and diesel trains from April to October along bank River Dee
Restored Victorian Station

Milton of Crathes, Banchory, AB31 5QH
www.deeside-railway.co.uk

The Whisky Line Keith & Dufftown Railway

Open weekends from Easter to September,
plus Fridays from June to September.



Come and enjoy a day out on the Whisky Line.

There is a full season of events including:

Easter Egg Hunt, Spring and Autumn Whisky Festivals, a 1940s weekend in June, October Ghost trains and Santa specials in December.

- Group bookings and charters welcome.
- Disabled facilities available at both stations.
- Sidings Cafe at Dufftown station.

Tel: 01340 821181

www.keithdufftownrailway.co.uk

KDRA is registered as a Scottish charity. No. SCO46348

WEST COAST RAILWAYS - THE JACOBITE

Jesson Way, Carnforth, Lancashire, LA5 9UR

T: 0844 850 4680

E: groupreservations@wrcr.co.uk

W: www.westcoastrailways.co.uk



Key Information

Period of Operation:.....	Apr - Sep
Adult Ticket Price:.....	£37.75
Junior Ticket Price:.....	£20.75
Group Discount Available:.....	Yes
No. Required for Discount:.....	10-90
Pre-booking Essential:.....	Yes
Guided Tours:.....	-
On-site Museum:.....	-
Disabled Access:.....	-
Catering Available:.....	Yes
Alcohol Licence:.....	Yes
Coach Parking:.....	Yes
Length of Track:.....	42 Miles
Number of Stations:.....	-

Voted by Wanderlust magazine as the Greatest Railway Journey in the World, The Jacobite is the most regular steam excursion running on the national railway system and is run by West Coast Railways.

The 42-mile journey between Fort William and Mallaig in the Scottish Highlands is arguably one of the most scenic lines in Britain, being part of the West Highland line and passing over the famous 21-arch concrete Glenfinnan Viaduct featured in the Harry Potter films. Some of the carriages from the train were actually used in the films, as West Coast Railways provided both the locomotive and carriages, making it an unmissable trip for Hogwarts fans.

Starting in the shadow of Ben Nevis, the highest mountain in Britain, the train visits Britain's most westerly station, Arisaig; passes close to the deepest freshwater loch in Britain, Loch Morar and Britain's shortest river, River Morar before finally arriving at Europe's deepest seawater loch, Loch Nevis and the beautiful fishing village of Mallaig.

The round trip is 84 miles but one-way tickets may be booked for groups continuing to Armadale on Skye by ferry. This is an extremely popular service with most of the train only available for advanced reservations so booking well in advance is essential (seats may be purchased on the platform but places are limited).





Trooperslane. Railway Preservation Society of Ireland

DONEGAL RAILWAY HERITAGE CENTRE

The Old Station House, Tyrconnell Street, Donegal Town, County Donegal, Ireland

T: +353749722655

E: manager@donegalrailway.com

W: www.donegalrailway.com



Key Information

Period of Operation:.....	All Year
Adult Ticket Price:.....	Donation
Junior Ticket Price:.....	Donation
Group Discount Available:.....	Yes
No. Required for Discount:.....	10
Pre-booking Essential:.....	-
Guided Tours:.....	Yes
On-site Museum:.....	Yes
Disabled Access:.....	Yes
Catering Available:.....	Yes
Alcohol Licence:.....	-
Coach Parking:.....	Yes
Length of Track:.....	-
Number of Stations:.....	-

The Donegal Railway Heritage Centre was established in 1995 by the County Donegal Railway Restoration Limited.

It is situated in the old Donegal Town station and houses a museum, information centre and a shop.

Other attractions onsite include restored (and unrestored) coaches, trailers and garden with picnic area.

It appeals to locals and tourists alike with information on the history of the railway, model railway tracks, photographic displays, guides to the old routes and treasured railway memorabilia.

The museum is really created for enthusiasts of all ages!

What else is in the area?

- Donegal Castle
- Donegal Waterbus
- Famine Pot Walk
- Donegal Town Heritage Trail
- Many great pubs, restaurants and accommodation in Donegal Town.

DOWNPATRICK & COUNTY DOWN RAILWAY

Market Street, Downpatrick, BT30 6LZ

T: 028 4461 5779

E: info@downrail.co.uk

W: www.downrail.co.uk



Key Information

Period of Operation:.....	Mar - Dec
Adult Ticket Price:.....	£7.50
Junior Ticket Price:.....	£5.50
Group Discount Available:.....	Yes
No. Required for Discount:.....	10
Pre-booking Essential:.....	-
Guided Tours:.....	Yes
On-site Museum:.....	Yes
Disabled Access:.....	Yes
Catering Available:.....	Yes
Alcohol Licence:.....	-
Coach Parking:.....	Yes
Length of Track:.....	4 Miles
Number of Stations:.....	4

Downpatrick & County Down Railway is Ireland's only mainline heritage railway, with Irish Gauge trains running on 5' 3" track. The railway is set in the heart of County Down on the old Belfast & County Down Railway, with two lines that run out into the countryside along with the only surviving triangle of track in Ireland.

Most trains run to Inch Abbey, about two miles along the old mainline towards Belfast, where the visitor can enjoy walks, visit the ancient Cistercian Abbey, visit our buffet carriage or take a picnic. Special trains also run along our South Line towards the site of King Magnus Barefoot's grave for Halloween and Christmas. Services are mainly steam-hauled, but an interesting collection of diesel locomotives from the Irish Traction Group is on site and sees regular use and occasional diesel running days.

Our small market town station in Downpatrick features a museum collection of fascinating artefacts from the Belfast & County Down Railway, a model railway for the kids, a gift shop and the large carriage gallery building where historic locos and carriages rub shoulders with unrestored vehicles and some heritage diesel traction too.

What else is in the area?

The railway is adjacent to the St Patrick's Centre in Downpatrick and close to St Patrick's Cathedral, reputed to be the burial site of the Patron Saint of Ireland. Belfast is 40 minutes' drive away and the seaside resort of Newcastle is nearby, with the attractions of the Mourne Mountains nearby as well.



HEADHUNTERS BARBER SHOP & RAILWAY MUSEUM

5 Darling Street, Enniskillen, County Fermanagh, Northern Ireland, BT74 7DP

T: 028 66327488

E: info@headhuntersmuseum.com

W: www.headhuntersmuseum.com



Key Information

Period of Operation:.....	Jan - Dec
Adult Ticket Price:.....	-
Junior Ticket Price:.....	-
Group Discount Available:.....	Yes
No. Required for Discount:.....	-
Pre-booking Essential:.....	-
Guided Tours:.....	Yes
On-site Museum:.....	Yes
Disabled Access:.....	-
Catering Available:.....	-
Alcohol Licence:.....	-
Coach Parking:.....	-
Length of Track:.....	-
Number of Stations:.....	-

Railways disappeared from rural Fermanagh over half a century ago, but the past is kept alive at a barber's shop with a 'rail' difference in Enniskillen. The unusual association between the barber's shop and the Irish railway theme was inspired by the family's interest in local railway history, and it now has one of the largest collections of Irish railway memorabilia on display. The museum collection owes its existence to former railway employees and enthusiasts who are delighted that the romance of steam has been kept alive.

The journey starts at the reconstructed Railway Booking Office where the ticket collector invites you to step on board and enjoy the nostalgia, social heritage and artefacts associated with the railways which operated throughout Fermanagh and the Border Counties until their closure on the 30th September 1957. The exhibition lovingly recreates working environments such as the Station Master's Office, Station Booking Office and Railway Signal Box, while showcasing uniforms, signalling instruments, signs, lamps, tableware, timetables, tickets and photographs from the three railway companies - The Great Northern Railway (Ireland), The Sligo Leitrim & Northern Counties Railway and The Clogher Valley Railway.

It's the only museum in the world offering railway heritage together with a haircut and several well known TV personalities have visited including Gloria Hunniford, Richard Wilson and Laurence Llewelyn Bowen. Admission is free but you can combine your visit with a unique opportunity to have your hair professionally styled in the most nostalgic of surroundings!

RAILWAY PRESERVATION SOCIETY OF IRELAND

Whitehead Excursion Station, Castlevue Road, Whitehead, County Antrim, BT38 9NA

T: 028 9358 6200

E: rpsitrains@hotmail.com

W: www.steamtrainsireland.com



Key Information

Period of Operation:.....	All Year
Adult Ticket Price:.....	-
Junior Ticket Price:.....	-
Group Discount Available:.....	-
No. Required for Discount:.....	-
Pre-booking Essential:.....	-
Guided Tours:.....	Yes
On-site Museum:.....	Yes
Disabled Access:.....	Yes
Catering Available:.....	Yes
Alcohol Licence:.....	Yes
Coach Parking:.....	Yes
Length of Track:.....	0.25 Miles
Number of Stations:.....	1

The Railway Preservation Society of Ireland is dedicated to the preservation, maintenance and operation of steam locomotives and vintage rolling stock on the mainline railways of Ireland.

The RPSI operates excursions over mainline railways throughout Ireland, mainly day excursions but also a number of one-day and weekend events for enthusiasts.

The recently-opened Whitehead Railway Museum has been established to showcase both the Society's collection and its commitment to heritage skill used in the restoration and maintenance of its running fleet of locomotives, carriages and wagons.

What else is in the area?

- Gobbins Cliff Path, Islandmagee
- Titanic Visitor Centre, Belfast



INDEX OF ADVERTISERS

Aberystwyth Cliff Railway.....	79	Isle of Man Steam Railway.....	31
Airedale Tours.....	2	Isle of Wight Steam Railway.....	49
Amberley Industrial Museum.....	45	Keighley & Worth Valley Railway.....	71
Apedale Valley Light Railway.....	27	Keith & Duftown Railway.....	93
Avon Valley Railway.....	55	Kent & East Sussex Railway.....	13
Babbacombe Cliff Railway.....	55	Kirklees Light Railway.....	65
Bala Lake Railway.....	81	Lakeside & Haverthwaite Railway.....	37
Bishop Auckland (National Rail).....	65	Leighton Buzzard Railway.....	9
Bluebell Railway.....	45	Llanberis Lake Railway.....	83
Bodmin & Wenford Railway.....	59	Llangollen Railway.....	79
Brecon Mountain Railway.....	81	Nene Valley Railway.....	19
Buckinghamshire Railway Centre.....	19	North Yorkshire Moors Railway.....	67
Cleethorpes Coast Light Railway.....	7	Ravenglass & Eskdale Steam Railway.....	33
Crich Tramway.....	23	Romney Hythe & Dymchurch Railway.....	41
Dartmoor Railway.....	61	Royal Deeside Railway.....	93
Dartmouth Steam Railway & River Boat Company.....	61	Science & Industry Museum.....	IFC
East Lancashire Railway.....	35	Seaton Tramway.....	59
Ecclesbourne Valley Railway.....	27	Severn Valley Railway.....	23
Embsay & Bolton Abbey Steam Railway.....	73	South Devon Railway.....	57
Epping Ongar Railway.....	15	South Tynedale Railway.....	35
Exbury Gardens & Steam Railway.....	13	STEAM - Museum of the Great Western Railway..	57
Ffestiniog & Welsh Highland Railway.....	77	Swanage Railway.....	9
Ffestiniog & Welsh Highland Railway.....	OBC	Tanfield Railway.....	69
Ffestiniog Travel.....	5	Vale of Rheidol Railway.....	79
French Brothers.....	43	Weardale Railway.....	67
Great Laxey Mine Railway.....	33	Welsh Highland Heritage Railway.....	85
Great Little Trains of Wales.....	87	Welshpool & Llanfair Light Railway.....	77
Great Orme Tramway.....	83	West Somerset Railway.....	53
Groudle Glen Railway.....	37	Yarn Market Hotel.....	53
Head of Steam - Darlington Railway Museum.....	69		

Other HRA Members Open to the Public:

Barrow Hill Roundhouse Railway Centre
Battlefield Line
Black Country Living Museum
Blackpool Heritage Trams
Bredgar & Wormhill Light Railway
Bridgnorth Cliff Railway
Bristol Harbour Railway
Caledonian Railway
Cholsey & Wallingford Railway
Corris Railway
Craigtoun Country Park
Crewe Heritage Centre
East Anglia Transport Museum
East Somerset Railway
Fairbourne Railway
Glyn Valley Tramway Trust
Hampshire Narrow Gauge Railway Trust
Hastings East Hill Cliff Railway
Hastings West Hill Cliff Railway
Heaton Park Tramway
Ingrow Loco Museum, Bahamas Loco Society

Invergarry & Fort Augustus Railway Museum
Irchester Narrow Gauge Railway Museum
Irish Steam Preservation Society
- (Stradbally Narrow Gauge Railway)
Lathalmond Railway Museum - Shed47
Lincolnshire Wolds Railway
London Transport Museum
Longleat Railway
Mail Rail at the Postal Museum
Merseyside Tramway Preservation Society
Moseley Heritage Museum
MOSI - Museum of Science & Industry
North Bay Railway
North Ings Farm Museum
Northampton & Lamport Railway
Old Kiln Light Railway
Perrygrove Railway & Treetop Adventure
Plym Valley Railway
Princess Royal Class Locomotive Trust
- (The West Shed Museum)
Railworld
Riverside Museum
Ruislip Lido Railway

Rushden, Higham
& Wellingborough Railway
Scarborough Spa Cliff Lift
Scottish Industrial Railway Centre
Shillingstone Railway Project
Shipley Glen Tramway
Somerset & Dorset Railway
Somerset & Dorset Railway Trust
St. Albans South Signal Box
Stainmore Railway Company
Steeple Grange Light Railway
Straffan Steam Museum
Teifi Valley Railway
Telford Steam Railway
Threlkeld Quarry Railway
Toddington Narrow Gauge Railway
The Torbay Express
Tyseley Locomotive Works
Volks Electric Railway
Waverley Route Heritage Association
West Lancashire Light Railway
Whipsnade Zoo Jumbo Express
Whitehead Railway Museum

Editorial and Photo Credits:

Airedale Tours, Liam Miller, Severn Valley Railway, Kirklees Light Railway, Romney, Hythe & Dymchurch Railway, Frank Dumbleton, Andrew Hardy, Tony Dimmer, Roger Dimmick, David Wilcock, Mike Spencer, John R Jones, Avon Valley Railway, Barry Bateman, Andrew P M Wright, Ian Brodie, Andy Galpin, Philip Lockett, Churnet Valley Railway, The Strathspey Railway, East Anglian Railway Museum, Dean Forest Railway, Isle of Wight Steam Railway, Kent & East Sussex Railway, Welsh Highland Railway, Andrew Thoires, Daniel Mills, Richard Paice

Every effort has been made to ensure images are correctly attributed; however, if any omission or error has been made, please notify the publisher for correction in further editions.

One Beautiful National Park - Two Great Railways..!



FFESTINIOG RAILWAY

Porthmadog - Blaenau Ffestiniog

WELSH HIGHLAND RAILWAY

Porthmadog - Beddgelert - Caernarfon

FFESTINIOG & WELSH HIGHLAND RAILWAYS

Harbour Station, Porthmadog, Gwynedd, LL49 9NF



www.festrail.co.uk



01766 516024



groups@ffwhr.com